

premier 



Denbighshire County Council

Childcare Sufficiency Assessment

Draft Report

Private & Confidential

March 2022

Table of Contents

Executive Summary	3
Key Findings	9
1. Introduction	12
2. Methodology	16
3. Identification of Key Demographic and Socio-Economic Issues	20
4. Overview of Current Childcare Provision and Outcomes of Provider and Childminder Surveys	40
5. Outcomes from Parent Survey and Focus Groups	65
6. Outcomes from School Surveys	86
7. Outcomes from Stakeholder and Employer Surveys	103
8. Gaps Analysis and Areas for Improvement	120
9. Action Plan	122
Appendix	123

Executive Summary

Denbighshire County Council undertook a Childcare Sufficiency Assessment (CSA) from November 2021 - March 2022, with support from Premier Advisory Group (PAG). The assessment was underpinned by primary research conducted through numerous forms of consultation, including the Care Inspectorate Wales (CIW) Self-Assessment of Service Statement (SASS) data completed by childcare providers, a Welsh Government parent survey, parent focus groups and online surveys with employers, stakeholders and schools, including pupils and headteachers.

This CSA report reflects the specific context for childcare provision in Denbighshire, aligned to the 30 wards and three Upper Super Output Areas (USOAs) that make up the county. A full summary of key findings from the demographics research and consultation can be found below.

Overview of LA demographic and economic context

Denbighshire is a largely rural County which covers the coastal resorts of Rhyl and Prestatyn in the North, both of which have recently undergone a series of restoration, renovation and regeneration projects, including the addition of high-quality play provision for children. The market towns of, Ruthin, Corwen and the popular tourist town of Llangollen are located in the South. The central part of the county is made up of the historic towns of Rhuddlan, Denbigh and St Asaph.

The most recent Nomis data shows that both the live birth rate and the population of 0-4 years olds resident in Denbighshire have fallen in recent years, as has the number for children in the same group across Wales and the wider United Kingdom, and are expected to continue to fall. The overall population of 0-18 year olds, however, is expected to increase, largely in the 12-18 age group. There are far more children aged 3-4 in Denbighshire accessing childcare in the LA than children from other age groups, followed by children aged 0-2. Demand for childcare in Denbighshire is therefore currently seen more in some age groups than others.

some clusters have a far higher level of unemployment and children in all out-of-work claimant households than others. For example, in 2017 Rhyl West recorded as many as 615 0-15 year olds in its ward who were living in all out-of-work claimant households, whereas others such as Llanbedr Dyffryn Clwyd/Llangynhafal recorded only 5. This could mean that some wards have a greater level of economic disparity between them than others, and that some wards will therefore have a higher number of families who will struggle to access affordable childcare

The inflow of international migration has increased in Denbighshire between 2013-2020, whilst the outflow has fallen. In terms of internal migration, Inflow has remained largely stable, whilst the outflow has fallen heavily from 2013-2020. Overall, these trends could suggest that demand for childcare may increase in the short-term as a result of migration.

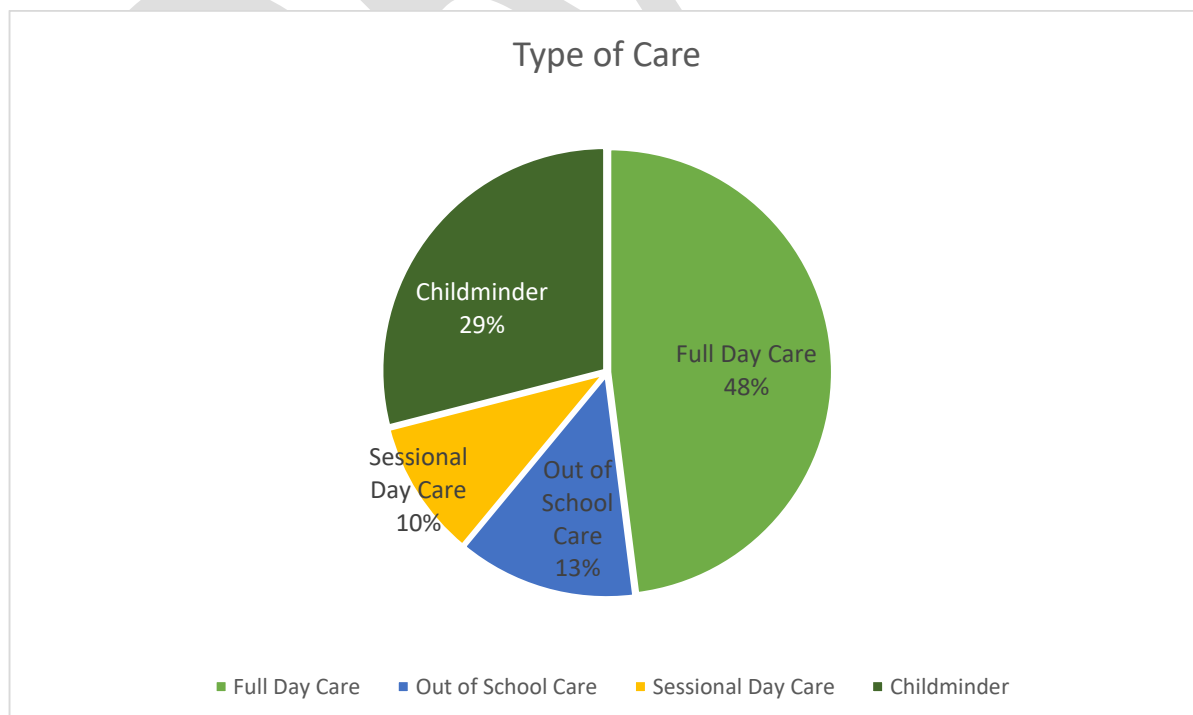
The effects of COVID-19 and Brexit may lead to a drop in the number of people coming to Wales and possibly lead to more people leaving rather than entering, resulting in a negative net-migration. The possible reasons for this are numerous. Firstly, the Oxford Migration Observatory contends that as the UK's new Points Based Immigration System places greater restrictions on the number of lower-skilled EU workers that are allowed to enter the UK, this will likely contribute to a drop in migration which could affect LAs such as Denbighshire.

2.8% of pupils in Denbighshire have a statement of SEN, and 19.7% have some type of recognised ALN. This was lower than three out of five of its neighbouring Local Authorities, and lower than the national average for stated pupils with SEN.

22,236 people were recorded as being able to speak Welsh in 2011, whilst 31,200 people were noted in the same category of Welsh speaking residents for the data available for 2021. This represents a notable increase of 8,964 people in Denbighshire who perceived themselves as able to speak Welsh, over a 10-year period. These findings could therefore suggest that demand for Welsh medium childcare in the LA will increase.

A total of 5,260 dwellings are expected to be constructed in Denbighshire up to 2024. The wards or settlements with the highest number of expected total dwellings to be built are in Bodelwyddan, Rhyl South East and St Asaph East, suggesting that demand for future childcare provision will likely be greatest in these areas.

Summary of level of provision



At the time the CSA was completed, the level of supply of childcare in Denbighshire was as below:

Childcare Type	Registered	Suspended	Unregistered
Full Day Care	50	0	0
Childminders	35	4	0
Out of School Care	15	1	0
Sessional Day Care	12	0	0
Crèche	0	0	0
Nannies	1	0	0
Open Access Play Provision	0	0	0
Total	113	5	1

Main points in terms of current usage/future demand

According to the findings from the 2021 SASS data, the highest numbers of childcare vacancies with childminders are in the Prestatyn Meliden and Llandrillo wards. Full day care providers recorded having around 180 vacancies across the county, with 46 of these in Rhyl South West and 20 in Llangollen. During the past 12 months, 68% of childminders, 34% of full day care providers, 40% of sessional day care providers and 14% of out of school care providers reported having a waiting list in term-time. The majority of responding childminders and day care providers reported having 3-4 children on their waiting lists in spring, summer and autumn 2021.

Whilst the majority of providers do deliver the childcare offer, the wards in which the lowest numbers of providers are currently offering some or all of the 30-hours childcare offer are Denbigh Central, Llandrillo and Prestatyn East. From the data collected in spring 2022, there are currently 360 Childcare Offer places not being taken up across Denbighshire. 13 out of the 100 childcare providers that completed the SASS receive funding to provide Flying Start places, representing 13% of providers.

Of the 71 day care providers that completed the SASS, 20 provide primarily Welsh medium childcare and 8 provide primarily bilingual childcare. Of the 29 childminders operating in Denbighshire, 2 provide Welsh medium childcare and 3 are bilingual. There are only 12 wards in which providers and childminders currently deliver Welsh language provision.

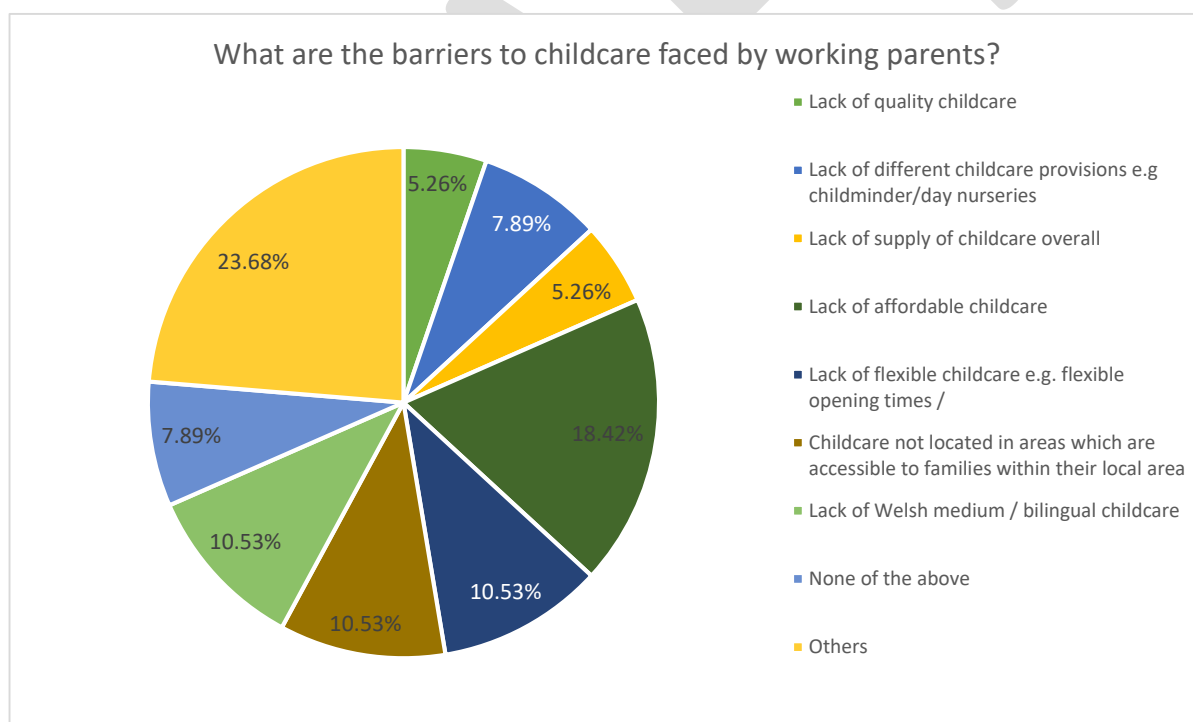
As of autumn 2021, there were 97 children with a registered ALN or disability using a registered childcare place in Denbighshire, with 39 in U001, 39 in U002 and 19 in U003.

The most frequent weekday opening times for full day care providers operating in Denbighshire, as of spring 2022, was 7:30am – 6:00pm, and 8:00am – 5:30pm for childminders. There are currently 11 wards where providers offer childcare before 8am and one ward childcare after 6pm is offered, Llangollen.

COVID-19 has had a significant impact on services generally over the past 2 years, with the closure of non-essential business and people working from home. Many childcare providers closed during the pandemic and whilst now reopen, the reduced numbers and demand during this time will still have an impact on those providing services for some time. 41% of responding full and sessional day care providers, 53% of childminders, and 57% of out of school providers felt that COVID-19 had impacted the sustainability of their business, with many having to close at the outset of the pandemic.

Main barriers to childcare provision and access to childcare

In terms of barriers to childcare faced by working parents, a range of reasons were cited as detailed in the chart below.



In terms of parents seeking work or training, lack of affordable childcare was cited as the main barrier to childcare, with lack of flexibility also mentioned. Key reasons mentioned were there being a lack of spaces and flexible rotas, and also the fact that free childcare is not available for parents in training.

Barriers faced by unemployed parents are deemed to be predominantly a lack of affordability, with one respondent highlighting that parents are unable to afford to pay for childcare due to low

household income or a reliance on benefits. Responses provided outlined the need to review Flying Start alongside there being a general lack of communication around the choices available to parents.

In terms of the barriers faced by low-income families, affordability and a lack of different childcare provisions were listed as the major issues by respondents (see below), with respondents noting that many lower-paid workers often work atypical shift patterns, and so the lack of availability of registered childcare during these hours can perpetuate this. For lone-parent families, affordability and flexibility were cited as the main barriers by respondents (see below), with many of the reasons stated above applying to lone-parent families, such as being on low-incomes, or requiring more flexible care due to only having a single parent.

For ethnic minority families, a range of responses indicated varying extent and types of barriers to childcare. However, many also stated that there were very few issues, if any, faced by ethnic minority families, with one stakeholder noting that they had never been contacted by an ethnic minority family concerned about childcare.

For families with children who have ALN or disabilities, affordability and lack of different childcare provision were listed as the main barrier to childcare. One respondent wrote that more support is needed for the childcare sector to help with children needing one to one care, with another citing insufficient staff numbers to provide the care required to meet the needs of all children with ALN. An inability to provide 1-1 support was a common theme throughout responses..

According to findings from the parent survey, 22.9% parents access childcare via Welsh medium, with a 41.9% not accessing through this medium. For those who indicated 'No', 59.5% stated that they would like to access childcare through the medium of Welsh.

227 responses were received from parents/carers across Denbighshire County Council, representing 2.63% of all respondents across Wales. The number of parent/carer responses decreased by 40% since the previous CSA. Moreover, the respondents to the online survey represent only a small proportion of the county's parents/carers and therefore the limitations of the data analysed below should be acknowledged.

Unmet need/gaps

From the research conducted throughout the CSA, the following emerging gaps in the childcare sector in Denbighshire have been identified. An Action Plan will be developed after the consultation period addressing these gaps and a summary of proposed actions will be included in the final version of this report.

High quality childcare, but accessibility could be better

Parents and stakeholders overall rated the quality of childcare across Denbighshire as high. However, parents also noted that childcare was not adapting to meet their needs for increased

working hours as many single parents and two-parent working families were finding it difficult to access childcare that allowed them to work full-time.

Poor take-up of funded entitlements

Across Denbighshire, responding providers reported offering over 600 Childcare Offer places, however only 314 of these were being taken up as of spring 2022. The majority of providers do offer Childcare Offer places, and over 10% of providers offer Flying Start places. Consideration should be given to how these offers are marketed to parents and how parents are encouraged to take up these places. Many providers reported an increased number of working and low-income families accessing their services who may benefit from these types of funded childcare.

Perceived lack of Welsh provision

Providers and parents noted that there was seemingly a lack of Welsh provision across parts of the county, especially outside of the Rhyl area. Providers also noted that it was difficult to access training in Welsh or to help support Welsh speaking children, and that they had difficulty in recruiting Welsh speaking staff.

Support required with recruitment and retention

Many day care providers reported that their staff had left during the COVID lockdowns, after being furloughed or to change careers. Providers also reported increased demand for childcare due to childminders retiring or changing profession, and that they had found recruiting high quality staff difficult. Consideration should be given to advertising job roles and a retention strategy to ensure high quality Early Years professionals remain in the role.

A recurrent theme throughout the consultation was a perceived lack of funding for childcare providers. Whilst many acknowledged that grants offered during COVID-19 were of great help, these were generally not enough to support most settings to keep up staffing levels or increase the number of children they could care for. Settings specifically noted that there was a lack of funding for children with ALN or complex medical needs, leading to an inability to provide 1:1 support to some children that require it.

Inadequate ALN provision

Parents and providers feel there is a lack of 1-1 support and provision in general for ALN children, with a lack of flexibility, affordability and even places available. Parents feel that provision is inaccessible, with children's needs not being adequately considered by the LA. Greater investment is required to meet the needs of ALN children, particularly in terms of providing adequate 1-1 provision.

Key Findings

1.1 Key Findings from demographics research

- Varying population trends: overall the population of 0-18 year olds in Denbighshire is expected to increase between 2020-2023 from 20,509 in 2020 to 20,683 in 2023 before declining by to 20,495 in 2026. The 12-18 age group is predicted to see the biggest increase, whilst all other age groups including 0-4 years olds are expected to see a fall in numbers. This could suggest that demand for Early Years childcare will fall in Denbighshire in the coming years, a trend which is reflected in other Welsh LAs such as Powys
- Differences in USOA and ward population sizes (composed of Denbighshire's various wards, see Appendix, Table 1): U001 and U002 are notably larger than U003, for example. Equally, Prestatyn North, Rhyl South East, Rhyl South West and Rhyl West are the largest wards in Denbighshire, whilst Efenectyd, Llanbedr Dyffryn Clwyd/Llangynhafal, Tremeirchion and Llandrillo are the smallest in terms of the 0-4 population. In addition, there are far more children aged 3-4 who are both resident in Denbighshire and accessing childcare in the LA than children from other age groups, such as children aged 0-2. Demand for childcare in Denbighshire is therefore currently seen more in some age groups than others
- Economic disparity between clusters: some clusters have a far higher level of unemployment and children in all out-of-work claimant households than others. For example, in 2017 Rhyl West recorded as many as 615 0-15 year olds in its ward who were living in all out-of-work claimant households, whereas others such as Llanbedr Dyffryn Clwyd/Llangynhafal recorded only 5. This could mean that some wards have a greater level of economic disparity between them than others, and that some wards will therefore have a higher number of families who will struggle to access affordable childcare
- Migration trends: the inflow of international migration has increased in Denbighshire between 2013-2020, whilst the outflow has fallen. In terms of internal migration, Inflow has remained largely stable, whilst the outflow has fallen heavily from 2013-2020
- Number of pupils with Special Educational Needs (SEN)/Additional Learning Needs (ALN): Denbighshire was found to have a lower rate than three out of five of its neighbouring Local Authorities and the national average for statemented SEND pupils. Overall, Denbighshire has 3,151 pupils with Special Educational Needs, and 452 with a Statement of Special Educational Needs.

1.2 Key findings from the childcare providers survey

- The most frequent weekday opening times for full day care providers operating in Denbighshire, as of spring 2022, was 7:30am – 6:00pm, and 8:00am – 5:30pm for childminders. There are currently 11 wards where providers offer childcare before 8am and one ward childcare after 6pm is offered, Llangollen.
- 13 out of 100 providers receive funding to provide Flying Start places. This represents 13% of providers. Of these, 3 providers exclusively provide Flying Start provision. Flying Start providers are located in 9 wards, predominantly based in Prestatyn and Rhyl.
- There are currently no providers offering overnight care in Denbighshire, with one childminder reporting that they offer childcare on Saturdays.

- During the past 12 months, 68% of childminders, 34% of full day care providers, 40% of sessional day care providers and 14% of out of school care providers reported having a waiting list in term-time. School holiday waiting lists were reported in: Denbigh Central, Denbigh Lower, Llanfair Dyffryn Clwyd/Gwyddelwern, Prestatyn Meliden, Prestatyn South West, Rhyl South East, Rhyl South West, St Asaph East.
- As of spring 2022, there were 15 vacancies with childminders for full day care across the county. Prestatyn Meliden and Llandrillo had the highest incidence of full day care vacancies with childminders. Full day care providers recorded having around 180 vacancies across the county, with 46 of these in Rhyl South West and 20 in Llangollen.
- Inadequate funding, an inability to provide 1:1 support and a lack of trained staff and/or those with specialist qualifications were cited as the major issues facing providers in terms of provision for children with ALN and/or disabilities. The perceived lack of funding for children with ALN and disabilities was a recurring theme throughout the consultation, along with providers indicating a greater need for qualified staff and suitable staff training. All providers also feel there is insufficient provision for ALN children.
- In terms of observed trends, providers noted that, since 2017, there are more working parents, BAME families and families from different areas, as well as more low-income families and families from deprived backgrounds. Providers also noted there are more parents wanting longer hours, with a decrease in overall demand due to more parents working from home. There is also greater need for holiday and wraparound provision. Some noted that, due to childminders leaving the profession, demand, particularly demand for Welsh provision, has risen.
- In terms of Welsh-medium provision, of the 71 day care providers that completed the SASS, 20 provide Welsh medium childcare and 8 provide bilingual childcare. Out of 29 childminders, 2 provide Welsh medium childcare and 3 are bilingual.
- In terms of wider trends, the majority of full day care providers, sessional day care providers and childminders do not feel there are currently sufficient places for 0-2-year-olds in their geographical area. The majority of childminders do not feel there are sufficient places for 3-4 year olds.
- From providers' responses, it appears that many services, Welsh provision and the majority of training is mostly available in the Rhyl area, particularly Denbighshire U002, limiting what childcare providers from other areas can access.

1.3 Key findings from the parent survey and focus groups

- Parents are overwhelmingly happy with their current childcare provider; however, concerns were expressed around affordability of childcare, as well as limited flexibility and accessibility
- There is a lack of 1-1 support and provision in general for ALN children, with parents feeling provision is inaccessible, with their needs not being adequately considered by the local authority
- Affordability is a major issue, in many instances preventing women from returning to work after maternity leave

- Denbighshire's geography makes childcare very inaccessible due to the distance required to travel to even the closest available setting.

1.4 Key findings from schools

- After school clubs are popular and broadly well-attended at primary and secondary school phases
- After-school club provision is vital for primary school children, with a lot of parents relying on this provision in order to work
- Some children have noticed impact of COVID-19 on provision, albeit only a small minority of primary-school age children, with headteachers also acknowledging the strain this has had on resources
- Free breakfast clubs are provided a very large number of settings, alongside nearly two thirds of schools providing after-school care
- Headteachers, on the whole, believe there is sufficient provision available locally to meet demand for childcare; however, a lot of headteachers are still being approached by parents looking for additional provision.

1.5 Key findings from stakeholders and employers

- Provision of childcare is overall viewed positively by stakeholders, particularly in terms of the quality of provision and range of providers. However, there is a lack of certainty around Bilingual Welsh provision and affordability of provision
- Affordability, along with flexibility, are key barriers for low-income families and unemployed parents seeking childcare in particular
- There is a need to ensure more robust funding is in place for parents and low-income families, alongside support for providers themselves so that costs do not continue to rise. Greater flexibility (such as weekend and overnight care) is also required.
- The LA also needs to be more active in promoting recruitment in the childcare profession, with a particular emphasis on childminding.
- Staffing, particularly in terms of recruitment and retention, is a major issue that needs to be handled by DCC; staffing shortages, combined with low recruitment drives is having an adverse effect on available provision.

1. Introduction

Premier Advisory Group (PAG) was commissioned to deliver a Childcare Sufficiency Assessment (CSA) for Denbighshire County Council in the autumn of 2021. This CSA was commissioned to update the findings of the CSA of 2017, in line with the requirement of the Welsh Government for local authorities to update their CSA every five years. The assessment was underpinned by research conducted through multiple forms of consultation, including the Care Inspectorate Wales (CIW) Self-Assessment of Service Statement (SASS) data completed by childcare providers, a Smart Survey completed by parents, additional telephone interviews with providers, focus groups with parents and online surveys with stakeholders, employers and schools.

This CSA report reflects the specific context for childcare provision in Denbighshire from the autumn term 2021. Parental demand for childcare is increasing, as not all provisions can provide the longer hours and holiday care that working parents require. Considering this, this report specifically considers the local context in Denbighshire and seeks to understand the need of childcare settings, as well as parental demand for places at the local level.

1.1 The strategic context for childcare sufficiency

The [Childcare Act 2006 \(Local Authority Assessment\) \(Wales\) Regulations 2016](#), made under section 26 of The Childcare Act 2006, require local authorities to prepare assessments of the sufficiency of childcare provision (Childcare Sufficiency Assessment) in their area every five years and to keep these under review. This Act expands and clarifies in legislation the vital role local authorities play as strategic leaders in the provision of childcare locally. The 2006 Act reinforces the framework within which local authorities already work – in partnership with the private, voluntary, independent, community and maintained sector – to shape and secure children’s services and focuses in particular on the provision of sufficient, sustainable and flexible childcare that is responsive to parents’ needs.

The Childcare Act, 2006, underpins the Welsh Government’s current Childcare Plan, *Building a Brighter Future*, and sets out the statutory basis for:

- Parents’ legitimate expectation of accessible high-quality childcare for children and their families; and
- Local Authorities’ responsibilities for providing information to parents and prospective parents to support them in their parenting role.

This is a necessity in securing sufficient childcare provision, giving local authorities the opportunity to identify gaps and establish action plans to meet the childcare needs of parents in its locality. Current detailed guidance pertaining to this duty is set out within the [Childcare Statutory Guidance \(2016\)](#). This will advise local authorities of any changes in arrangements and requirements in relation to Childcare Sufficiency Assessments

With the easing of national restrictions from late 2021, many childcare providers have returned to their regular functions with caution according to the national guidance. Over the next 6 to 12 months, the key question for the childcare sector will be how much demand for childcare recovers,

and how quickly it returns to complete normalcy, as the government support is phased out. It is important to acknowledge that many providers may raise fees and adjust their business model to reduce costs, or in some cases exit the market altogether to deal with these short- and medium-term risks.

There are signs that the sector in Wales is stabilising and recovering from the worst of the pandemic. Nonetheless, it is acknowledged that it will take some time for the sector to fully recover, and the expectation is that COVID-19 will have a lasting effect on childcare services as they respond to new patterns of demand for childcare, driven by the wider changes which the pandemic has brought to all aspects of family life.

The assessment has informed Denbighshire County Council of the current position with regards to the supply and demand of the childcare sector and any highlighted areas of improvement have formed the basis of the action plan that the authority will assume to move the childcare sector forward.

1.2 Denbighshire's latest sufficiency assessment

The last full Childcare Sufficiency Assessment was completed in 2017. The research methodology and data collected was predominantly based upon childcare providers in Denbighshire answering their SASS (Self-Assessment of Service Statement), which was a requirement of registering with CSSIW. Each setting was required to complete the SASS during a designated two weeks, one during term time and another during school holidays. The information provided was accurate to their service at these designated times:

- 11th to 15th July 2016 for term-time childcare providers
- 1st to 5th August 2016 for school holiday childcare providers

Data submissions had to be made by 17th August 2017. This information was then collected by CSSIW and delivered to Local Authorities for the completion of CSA, to become part of a database by 8th November 2017. The information was broken down into annexes for an analysis of the supply and demand of childcare within the county. This process took 12 weeks to complete due to the high volume of information received.

During this time, 76% of childcare providers completed their SASS nationally, in Denbighshire this number was 74.9%. Out of 138 childcare providers in Denbighshire, 105 completed their SASS for review; the findings pertain to the 105 providers who submitted their information.

Further data was gathered to ensure the standards of the childcare sector are meeting the needs of parents within Denbighshire. A parent questionnaire was designed by the Welsh government to obtain vital information regarding the supply and demand of childcare. Copies of the questionnaire were available in English and Welsh and were distributed through a press release and social media, via schools, outreach programmes, parent and toddler groups, local businesses, and childcare providers. 317 surveys were completed and have contributed to the findings.

Key recommendations of the 2017 CSA were:

- Flying Start provision could be expanded, potentially extending to childminders delivering the scheme. The number of settings currently entitled to provide the Flying Start provision limits parental choice. The scheme has an uptake of 96%, as such providers of the scheme are finding it difficult to match demand to allocation. Options should be considered to extend the accessibility of the service delivery to the Full Day Care and Sessional Care sector.
- No providers are offering out of hours childcare, for evenings or weekends. The demand for the development of this provision needs assessing so that the needs of each reflective area are established. Consideration regarding the sustainability for the childminders and nurseries needs to be recognised as a contributing limit to providing out of hours childcare.
- The demand for provision needs to be further assessed, to determine whether Nanny provision needs support in its establishment, as currently there is none in the authority. This has been highlighted as part of addressing the lack of out of hours childcare provision, future consideration should be made regarding the developing communities and potential employment opportunities.
- Additional information for providers needs to be acquired to give childcare providers clarification for the proposed 30-hour free childcare offer. Clear details of the scheme are to be published to explain how it will be delivered.
- Engagement between the council, parents and families could be improved. A greater level of parental communication would assist with the planning and development of childcare provision requirements in Denbighshire. Additionally, engagement from providers themselves and the county council could be improved. Recommendations are to be given to CSSIW to ensure the provider's understanding and confidence of SASS documentation, increasing response rates.
- Additional work needs to be done on encouraging families to access any funding or support that they are eligible for. Information needs to be clearer to aid families' understanding of their entitlement to childcare funding or relevant benefits to access childcare settings. Clear funding streams relating to tax credits, universal credits, employer-supported childcare, and tax-free childcare are to be examined to further support this.

This data has informed the authority of the updated position regarding the supply and demand of the childcare sector and emphasised any areas in need of improvement. Based on these findings, an action plan has been developed that the council will adopt to progress childcare within its boundaries.

1.3 Childcare market compared to last sufficiency assessment

Since the last sufficiency assessment, Denbighshire has reported having the following registered providers actively delivering services in the sector:

- Full day care nurseries: 50
- Childminders: 35
- Out of school provision: 15
- Sessional day care: 12

- Creche: 0
- Nannies: 1
- Open access play provision: 0

There has been a decrease in the number of overall settings providing childcare since 2017. SASS data from 2021 now shows the number of active childminders to be 30, compared to the 46 registered in 2017, with a major decline of out of school provision from 20 to 13, and sessional care from 27 to 10. However, there has been a slight increase in full day care provisions from 42 to 48.

DRAFT

2. Methodology

The fieldwork and research which informed the 2022 Denbighshire County Council (DCC) Childcare Sufficiency Assessment (CSA) was conducted during the period November 2021-January 2022. This report provides a snapshot of childcare as of spring 2022. Multiple types of research and analysis were undertaken:

- Structured desk-based research
- Welsh Government parent Smart Survey
- Welsh Government provided SASS data
- Computer Assisted Telephone Interviews (CATI) with childcare providers
- Focus groups and in-depth interviews with parents
- Online Survey Monkey questionnaire with key stakeholders
- Online Survey Monkey questionnaire with employers
- Online Survey Monkey questionnaire with schools, including headteachers, primary pupils and secondary pupils

2.1 Identification of key demographic and socio-economic issues

Structured desk-based research was conducted in order to identify key demographic and socio-economic factors which will have a discernible influence on the sufficiency and suitability of existing and future provision of Early Years childcare and funded entitlements throughout Denbighshire.

This research focused on:

- Total number of children aged 0 – 4 years accessing childcare in each ward and the approximate number of children aged 0 – 4 years resident in Denbighshire
- Numbers of children forecast to be resident in Denbighshire by 2026 and local birth rates
- International migration and internal migration inflows and outflows trends
- Incidence of employment and unemployment across all Denbighshire wards'
- Incidence of children in Denbighshire living in out-of-work benefit claimant households and low-income households
- Incidence of lone parent families
- Average household income by ward and MSOA
- Ethnicity of children above the age of 5
- Incidence of children with additional learning needs (ALN)
- Welsh language data.

A range of sources were used to conduct research, including the Office for National Statistics (ONS), Stats Wales, the Department for Education (DfE), Department for Work and Pensions (DWP).

2.2 SASS and Computer Assisted Telephone Interviews (CATI) with Providers

Childcare and play providers in Wales are required to complete an annual Care Inspectorate Wales' (CIW) online Self-Assessment of Service Statement (SASS). Providers complete the self-assessment in the summer, with an annual review of the quality of care at their service later in the year. This

information is used by CIW to understand the providers across Wales and the systems they have in place for monitoring, reviewing, and improving the quality of care provided to children.

Computer-Assisted Telephone Interview (CATI) surveys were also undertaken with formal Early Years childcare providers operating throughout Denbighshire. Two types of Early Years childcare providers were interviewed:

- Representatives of children's day care providers for the Early Years sector in Denbighshire, including nurseries and pre-schools
- Registered **childminders**.

38 full day care providers, 5 sessional day care providers, 9 out-of-school clubs and 19 childminders completed the survey. This ensured full coverage across the county to balance the data throughout the process.

The survey asked specific questions regarding sufficiency whilst also allowing for more open discussion that gave providers the opportunity to express their experiences, thoughts and concerns. Questions covered the supply and demand for childcare over the last 5-year period since the last CSA, including vacancies and waiting lists for different types of places, as well as:

- Observed and anticipated trends the supply of and demand for Early Years childcare by type over the 5-year period since the last CSA
- How Early Years childcare providers believe the council could best/better support them, including from the perspective of sustainability, financial assistance and training
- The supply of childcare offer places in addition to foundation phase nursery and Flying Start
- The number of Welsh-medium childcare places filled and available, plus information about childcare provision in other languages
- The times at which childcare is available and numbers of childcare providers offering flexible childcare hours
- The range of services offered by childcare providers e.g., full day care provision may provide a range of services such as full day nursery, play group wrap around etc.
- The range of session lengths and range of charges offered by providers.

For day care providers unable to complete the telephone survey, due to increased demands or unavailability of staff caused by COVID-19, or being unable to reach them via phone, an alternative Computer Assisted Web Interview (CAWI) was offered. This followed the same interview format and questions as the CATI interview, via a weblink which providers could access and complete in their own time.

2.3 Welsh Government Survey and Focus Groups with Parents

As part of our consultation, we also considered the demand for childcare by analysing the needs of parents/carers, identified through a survey undertaken by the Welsh Government as a Smart Survey at LA level.

This was supplemented with focus groups and in-depth interviews involving parents/carers who may face barriers to childcare. These sessions were undertaken with the following groups:

- Working parents and parents seeking work or training opportunities, ensuring coverage of a wide range of occupations
- Unemployed households, low-income families
- Lone parent families
- Families from ethnic minority backgrounds
- Families with children who have ALN
- Families whose first language is Welsh.

Each focus group session lasted around 45 minutes and included four to ten participants per group. This ensured that each participant had the time to contribute and share their thoughts.

The focus groups were designed in a way that encouraged parents/carers to discuss their experiences with childcare whilst also capturing several key demographic data points focusing on:

- Perceived and actual barriers to take-up
- Parental preferences for the settings in which they place their children
- Why eligible parents/carers are not accessing their funded entitlements
- Local childcare provision for children with ALN.

2.4 Online survey with Headteachers and Pupils

In addition to consulting with parents/carers, we created a child-friendly online survey for children and young people, with separate primary and secondary school surveys. The surveys asked children and young people about after-school provision, with a specific focus on access, availability and whether their preferred options were available. Surveys were also provided for headteachers of the schools, with questions around wraparound care including breakfast clubs and after-school provision.

2.5 Online survey with Stakeholders and Employers

PAG consulted with a range of stakeholders, including persons with interest in childcare and their representatives, local employers and persons representing them and employer organisations and neighbouring LAs, to gather their views on the local economy, barriers to childcare that may affect the workforce and emerging trends across the past few years. We consulted with a range of employers across various industries to provide the most representative sample possible within the timeframe.

Stakeholder and employer consultation was undertaken through an online survey available in both English and Welsh. The online survey was designed using Survey Monkey and emailed to stakeholders and employers identified through a stakeholder mapping exercise.

2.6 Gaps Analysis and Recommendations

Upon completion of the consultation phase, PAG wrote a summary of our findings regarding the sufficiency of places across Denbighshire. We applied various techniques to derive an accurate report on current gaps in childcare sufficiency throughout the authority by mapping supply to demand. We subsequently analysed, by specific/appropriate age groups, the range and diversity of provision available in the county.

Based on this analysis, PAG has provided further strategic recommendations for how Denbighshire could address gaps in supply or demand and address the impact of COVID-19. PAG will draft a detailed action plan in collaboration with Denbighshire County Council, which the authority will be able to implement immediately. This will include a series of recommendations that lay out achievable, realistic actions based on value for money that they can implement.

DRAFT

3. Identification of Key Demographic and Socio-Economic Issues

The following section presents an analysis, as of spring 2022, which focuses on how demographic and socio-economic factors may affect forthcoming and localised demand for childcare places.

The data sets and relevant metrics are aligned to Denbighshire including:

- Existing 0 – 4 years populations and projections/forecasts
- Birth rates across the LA since 2017 in order to help inform forthcoming childcare allocation
- Incidence of working families (that are eligible to take-up the 30 hours childcare offer) and average household incomes
- Incidence of children and young people from low-income households
- Incidence of children with ALN.

The objective of the following analysis is to consider the extent to which childcare planners within Denbighshire may need to continue to prioritise their abilities to help instigate or stimulate further childcare places within specific and targeted geographical localities. A variety of areas have been examined, such as migration trends, the number of children resident in Denbighshire according to age group and the number of children with ALN.

The purpose of this report is to provide an overview of the changing population trends in Denbighshire to identify how demand for childcare will be affected. A variety of areas will be examined, such as migration trends, the number of children resident in Denbighshire according to age group and the number of children with Special Educational Needs (SEN)/Alternative Learning Needs (ALN). The main findings from the report are summarised below:

- Varying population trends: overall the population of 0-18 year olds in Denbighshire is expected to increase between 2020-2023 from 20,509 in 2020 to 20,683 in 2023 before declining by to 20,495 in 2026. The 12-18 age group is predicted to see the biggest increase, whilst all other age groups including 0-4 years olds are expected to see a fall in numbers. This could suggest that demand for Early Years childcare will fall in Denbighshire in the coming years, a trend which is reflected in other Welsh LAs such as Powys
- Differences in USOA and ward population sizes (composed of Denbighshire's various wards, see Appendix, Table 1): U001 and U002 are notably larger than U003, for example. Equally, Prestatyn North, Rhyl South East, Rhyl South West and Rhyl West are the largest wards in Denbighshire, whilst Efenectyd, Llanbedr Dyffryn Clwyd/Llangynhafal, Tremeirchion and Llandrillo are the smallest in terms of the 0-4 population. In addition, there are far more children aged 3-4 who are both resident in Denbighshire and accessing childcare in the LA than children from other age groups, such as children aged 0-2. Demand for childcare in Denbighshire is therefore currently seen more in some age groups than others
- Economic disparity between clusters: some clusters have a far higher level of unemployment and children in all out-of-work claimant households than others. For example, in 2017 Rhyl West recorded as many as 615 0-15 year olds in its ward who were living in all out-of-work claimant households, whereas others such as Llanbedr Dyffryn Clwyd/Llangynhafal recorded only 5. This could mean that some wards have a greater level

of economic disparity between them than others, and that some wards will therefore have a higher number of families who will struggle to access affordable childcare

- Migration trends: the inflow of international migration has increased in Denbighshire between 2013-2020, whilst the outflow has fallen. In terms of internal migration, Inflow has remained largely stable, whilst the outflow has fallen heavily from 2013-2020
- Number of pupils with Special Educational Needs (SEN)/Additional Learning Need (ALN): Denbighshire was found to have a lower rate than three out of five of its neighbouring Local Authorities and the national average for stated SEND pupils. Overall, Denbighshire has 3,151 pupils with Special Educational Needs, and 452 with a Statement of Special Educational Needs.

3.1 Projected population for Denbighshire County

Electoral ward map of Denbighshire County

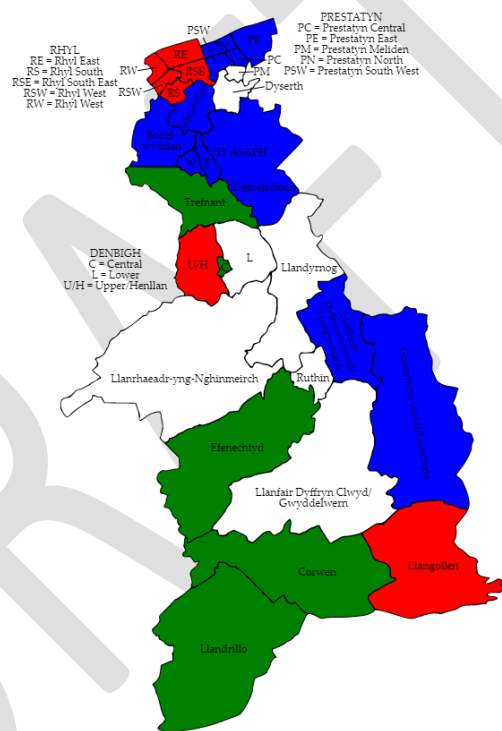


Table 1 – Denbighshire projected population (LA wide) projections for the next five years and for the previous three years (Source: Stats Wales 2018)¹

Year	Population
2018	95,330
2019	95,490
2020	95,655
2021	95,836
2022	96,021

¹ <https://statswales.gov.wales/Catalogue/Population-and-Migration/Population/Projections/Local-Authority/2018-based/populationprojections-by-localauthority-year>

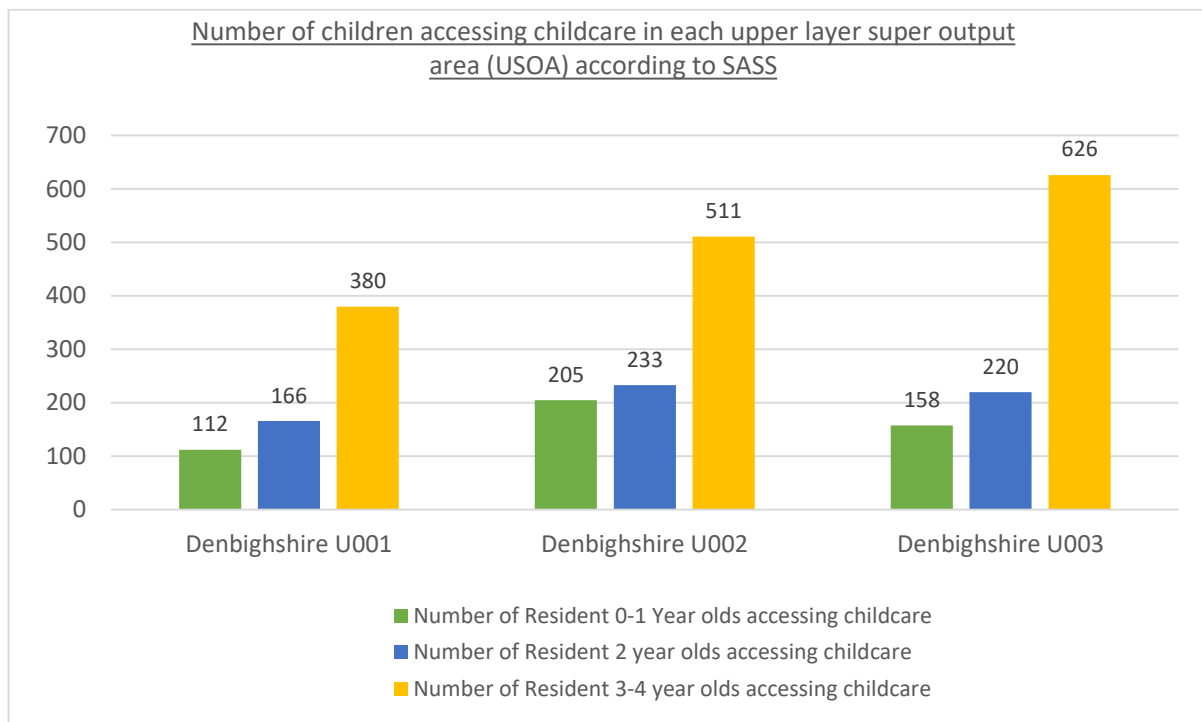
2023	96,198
2024	96,358
2025	96,500
2026	96,636
2027	96,750

The population in Denbighshire has steadily increased in the three years prior to 2021 from 95,330 in 2018 to 95,836 in 2021, representing an increase of 506 people. This trend in increasing population numbers is projected to continue five years from 2022 into 2027, with the resident population in the county expected to reach around 96,750 in that year. These figures therefore indicate that whilst population growth continues to increase slowly in Denbighshire, there is little evidence of anything resembling a population decline in the county.

3.2 Children accessing childcare in Denbighshire

As illustrated in Chart 1 (see Appendix, Table 2) Denbighshire U003 had the highest number of children accessing childcare at 1,004 children, while Denbighshire U001 had the least number of children accessing childcare services. There were 1,517 children aged 3-4 accessing childcare in Denbighshire, making them the largest number of children aged 0-4 who were accessing childcare in the LA. This is followed by 619 2-year-olds and 475 0-1 year olds.

Chart 1 - Number of children accessing childcare in each USOA according to SASS



3.3 Existing and forecast population of children and young people resident in Denbighshire

Chart 2 - Approximate number of children aged 0 – 4 years resident in Denbighshire as of mid-2020 (source: ONS September 2021)²

² <https://www.ons.gov.uk/peoplepopulationandcommunity/populationandmigration/populationestimates/datasets/wardlevelmidyearpopulationestimatesexperimental>

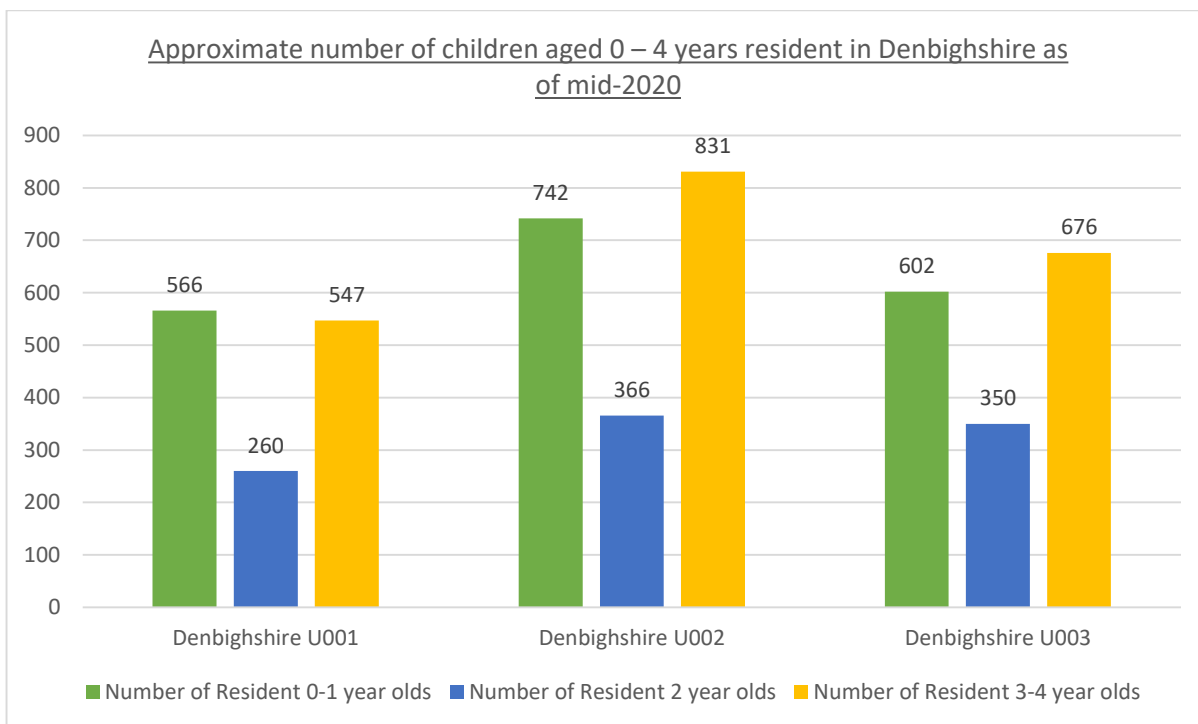


Chart 2 (see Appendix, Table 3) outlines the estimated number of children to be resident in Denbighshire, as per ONS estimates for 2020, aligned to the following age groups: Under 2 years, 2 years, 3 – 4 years. Denbighshire U002 is the largest area, with Denbighshire U001 the smallest area. Rhyl South East, Rhyl West and Rhyl South West were the wards with the largest number of children aged 0-4 resident, at 490, 414 and 403 respectively. Comparatively, Efenechtyd, Llanbedr Dyffryn Clwyd/Llangynhafal, Tremeirchion and Llandrillo are the smallest in terms of the 0-4 population.

Table 2 - Numbers of children forecast to be resident in Denbighshire by 2026 (source: StatsWales, 2018)³

Age cohort	Resident Population 2020	Resident Population 2023	Number change 2020 – 2023	Resident Population 2026	Number change 2020 – 2026
0 – 1 years	1942	1849	-93	1812	-130
2 years	960	954	-6	927	-33
3 – 4 years	2039	1942	-97	1899	-140
5 – 7 years	3305	3091	-214	2975	-330
8 – 11 years	4626	4563	-63	4353	-273
12 – 18 years	7682	8284	+602	8529	+847
Total 0 – 18	20554	20683	+129	20495	-59

³ <https://statswales.gov.wales/Catalogue/Population-and-Migration/Population/Projections/Local-Authority/2018-based/populationprojections-by-localauthority-year>

The 12-18 year group is likely to see the biggest increase out of all the child age groups, while the biggest fall in numbers is projected to be among children aged 5-7. Overall, the number of 0-18 year olds is likely to increase between 2020-2023 by 129 children. However, this number is projected to have fallen again by 2026, with an overall reduction of 59 children aged between 0-18 between 2020 and 2026.

3.4 Birth rates in Denbighshire

Table 3 - Birth rates in Denbighshire between 2018-2020 (Source: NOMIS and ONS 2021)⁴⁵

Date	Live Births
2018	908
2019	979
2020	897

The data from Table 3 shows that live birth rates have fallen between 2019-2020, whereas they had previously increased by 71 live births between 2018-2019. Despite the 2019 rate being higher for live births than in the previous year, they declined again in 2020.

According to the ONS, the number of births in the year to mid-2020 across the UK has fallen to its lowest level since 2003, suggesting that Denbighshire is not alone in seeing a fall in its live birth rate. Reductions in fertility rates across the UK have been noted as a reason for this occurrence on a national level, while the ONS also states that the reduction in the number of births cannot be attributed to COVID-19. This is because all the births recorded up to mid-2020 at least were from conceptions that occurred before the Pandemic in March 2020.

Table 4 – Live births to Welsh residents by Local Health Board and mother’s age (Source: StatsWales 2017)⁶

Mother’s age	Number
Total	979
19 or under	53
20-24	200
25-29	300
30-34	277
35-39	124
40+	25
Not stated	Not listed (not included in total figure)

⁴ <https://www.nomisweb.co.uk/query/asv2htm.aspx>

⁵ <https://www.ons.gov.uk/peoplepopulationandcommunity/populationandmigration/populationestimates/bulletins/annualmidyearpopulationestimates/mid2020>

⁶ <https://statswales.gov.wales/Catalogue/Health-and-Social-Care/NHS-Primary-and-Community-Activity/Community-Child-Health/livebirthstowelshresidents-by-localhealthboard-mothersage>

The above figures relate to mothers giving birth at the Betsi Cadwaladr University Local Health Board (LHB), as they provide the only available statistics for the county of Denbighshire. The data here shows that out of the 979 mothers in Denbighshire recorded in 2017, the year from which the most recently obtained data can be found, the most common age group among mothers giving birth in Denbighshire was 25-29-year-old mothers at 300. By contrast, there were only 25 mothers aged 40 or over who were recorded as giving birth in the LHB. One conclusion that could be drawn from these statistics is that most mothers who give birth in Denbighshire are mostly aged between 20-34, and it is therefore likely from younger families that demand for childcare in the county will come from.

3.5 Migration

Table 5 – Denbighshire (a) international migration and (b) internal migration inflows and outflows trends observed since 2013 – 2014 up to 2018 – 2020 (source: ONS 2020)⁷

Year	2013 – 2014	2014 – 2015	2015 – 2016	2016 – 2017	2017 – 2018	2018 – 2019	2019 – 2020
International Migration							
Inflows							
Denbighshire	201	234	217	203	336	302	292
Outflows							
Denbighshire	143	145	105	148	178	143	107
Net migration churn	58	89	112	55	158	159	185
Internal Migration							
Inflows							
Denbighshire	4714	4340	4394	4346	4358	4577	4565
Outflows							
Denbighshire	4361	4271	4201	4000	4052	4099	3379
Net migration churn	353	69	193	346	306	478	1186

Table 5 indicates that in terms of international migration, there has been a steady increase in inflows between 2013-2020 and overall, a steady pattern of outflow migration that then declines by 2020.

⁷ <https://www.ons.gov.uk/peoplepopulationandcommunity/populationandmigration/migrationwithintheuk/datasets/localareamigrationindicatorsunitedkingdom>

Internal migration inflows for Denbighshire have fallen somewhat between 2013-2020 but also show signs that they may be slowly increasing. Outflows for internal migration show a more obvious decline in numbers. Internal migration for Denbighshire therefore seems to be slowly increasing while the outflow level is in decline. The increase in inflows for both international and internal migration could suggest that demand for childcare will increase in Denbighshire in the coming years.

The effects of COVID-19 and Brexit may lead to a drop in the number of people coming to Wales and possibly lead to more people leaving rather than entering, resulting in a negative net-migration. The possible reasons for this are numerous. Firstly, the Oxford Migration Observatory contends that as the UK's new Points Based Immigration System places greater restrictions on the number of lower-skilled EU workers that are allowed to enter the UK, this will likely contribute to a drop in migration which could affect LAs such as Denbighshire.⁸

Secondly, the ONS notes that the rate of internal migration fell across the UK in the period to mid-2020, which represented a fall of 11.5% from 2019. The reason suggested for this was that the national lockdown introduced in March 2020 resulted in fewer people being able to move home, which may have partly contributed to the falls seen in both inflow and outflow migration levels in Denbighshire in 2020. The full impact of both factors are still as yet unknown, however both should be taken into consideration when estimating the number of childcare places needed in Denbighshire.

The net migration churn, referenced in both the International Migration and Internal Migration sections of Table 5, refers to the rate of inflows minus the number of outflows.

3.6 Ethnicity

Table 6 – Number of pupils aged 5 or over by local authority, region and ethnicity for 2020/21
(Source: StatsWales, 2021)⁹

Ethnicity	Number of pupils aged 5 or over
White British	12,995
Traveller	10
Any other white background	250
White and Black Caribbean	70
White and Black African	40
White and Asian	100
Any other mixed background	170
Indian	35
Pakistani	20
Bangladeshi	50

⁸ <https://migrationobservatory.ox.ac.uk/resources/commentaries/calculating-the-bill-the-projected-impacts-of-the-points-based-immigration-system-after-brexit/>

⁹ <https://statswales.gov.wales/Catalogue/Education-and-Skills/Schools-and-Teachers/Schools-Census/Pupil-Level-Annual-School-Census/Ethnicity-National-Identity-and-Language/pupils5andover-by-localauthority-ethnicbackground>

Any other Asian background	20
Caribbean	Not listed
African	Not listed
Any other black background	Not listed
Chinese or Chinese British	10
Any other ethnic background	110
Unknown or not stated	45

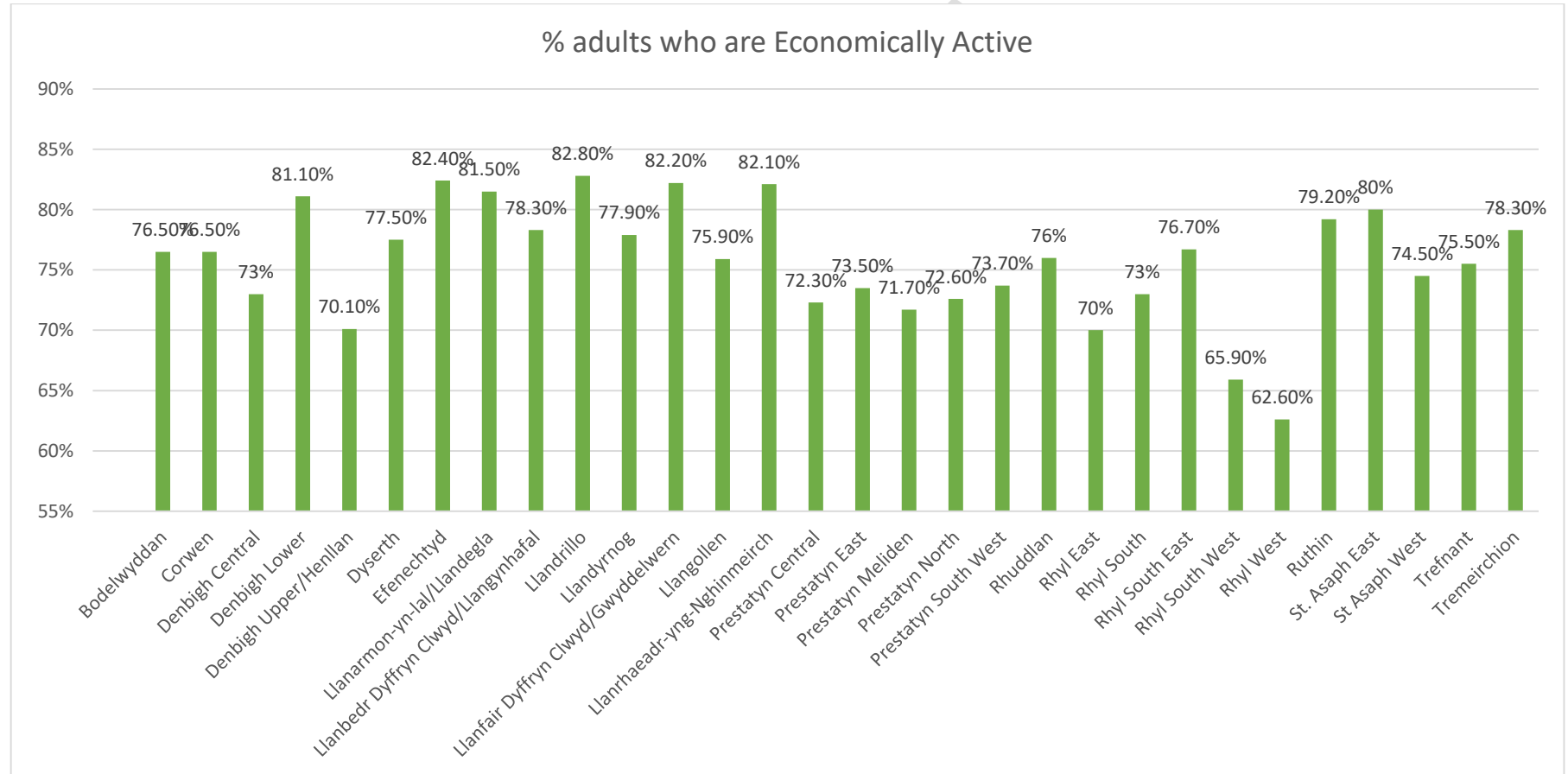
The above figures show that White British pupils make up the largest number of pupils in Denbighshire by ethnicity, with 12,995 recorded for the year 2020/21. By contrast, pupils from White Traveller or Chinese or Chinese British backgrounds recorded the lowest number of pupils in their respective groups, with 10 pupils aged 5 or over in each.

3.7 Employment

Chart 3 (see Appendix, Table 4) shows the frequency of adults who are (or were) 'economically active' which implies they are in employment. As the most recent data available per ward is from 2011, the employment statistics are likely to have changed, particularly with the impact that COVID-19 has had on employment levels across the UK. Llandrillo was recorded as the ward with the highest percentage of people who were employed or economically active at 82.8%. Rhyl West however only recorded 62.6% as economically active.

The most recent Nomis data for employment rates per local authority shows that 74.2% of Denbighshire's population were listed as 'economically active' from July 2020 to June 2021, which was slightly lower than the 75.4% recorded for Wales in the same period for people considered to be economically active. This was also lower than the UK rate of 78.4% recorded in the same period. This data therefore shows that Denbighshire had a lower percentage of its population recorded as economically active when compared with Wales and the UK as a whole. The result of this could be that Denbighshire may have a slightly lower demand for childcare places from working parents when compared overall to the rest of Wales.

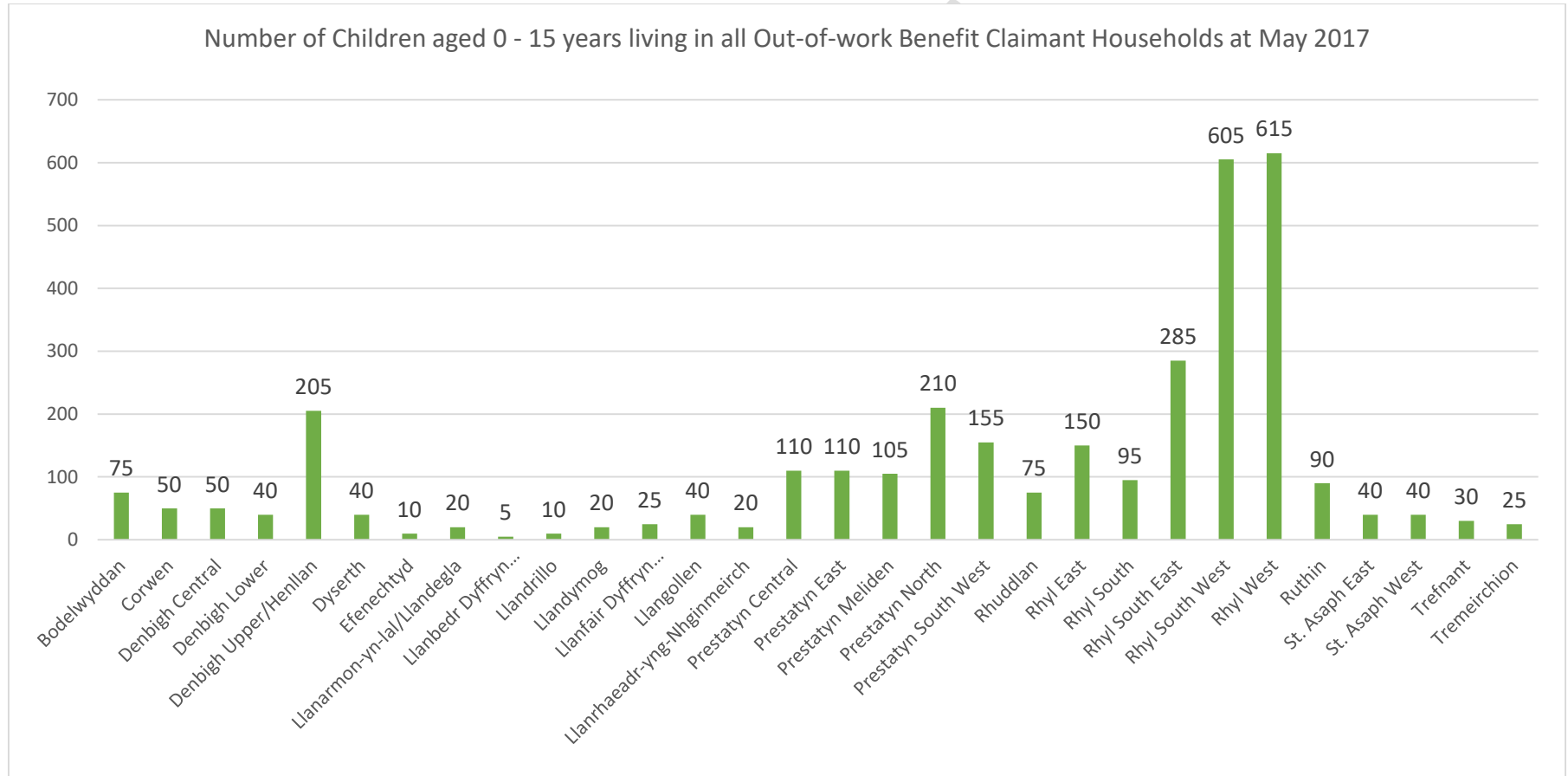
Chart 3 – Incidence of employment and unemployment in Denbighshire per ward (NOMIS 2020 using ONS 2011 data)¹⁰¹¹



¹⁰ <https://www.nomisweb.co.uk/reports/lmp/ward2011/1140858536/report.aspx>

¹¹ <https://www.nomisweb.co.uk/reports/lmp/la/1946157386/report.aspx>

Chart 4 - Incidence of children living in all out-of-work benefit claimant households at May 2017 (Source: Department for Work and Pensions 2019)¹²



¹² <https://www.gov.uk/government/statistics/children-in-out-of-work-benefit-households-31-may-2017>

As demonstrated by Chart 4 (see Appendix, Table 5) Rhyl South West and Rhyl West had the highest number of children in out-of-work benefit households in 2017 at 660 and 690 respectively, with the lowest being Llanbedr Dyffryn Clwyd/Llangynhafal at 5 children.

There are far more children in claimant households in some wards rather than others, although the most recent data from 2017 may have changed due to the economic impact of COVID-19. Wards with higher numbers of children in this category will potentially have a reduced demand for childcare provision compared with wards that have fewer children living in out-of-work claimant households. This is due to working parents typically requiring childcare more than those not in work.

3.8 Number of families with dependent children

Table 7 – Number of families with dependent children (Source: UK Census Data 2011)¹³

Category	Numbers
All categories: dependent children in family	27,547
No dependent children in family	16,515
One dependent child in family aged 0-4	1,574
One dependent child in family aged 5-11	1,108
One dependent child in family aged 12-18	2,368
Two dependent children in family; youngest aged 0-4	1,545
Two dependent children in family; youngest aged 5-11	1,586
Two dependent children in family; youngest aged 12-18	997
Three or more dependent children in family, youngest aged 0-4	1,009
Three or more dependent children in family, youngest aged 5-11	698
Three or more dependent children in family, youngest aged 12-18	147
Total dependent children	19,726

The data shown above for this category of data suggests that the majority of families in Denbighshire did not have any dependent children at 16,515 families. For those families in the county that did have one or more dependent children, the most prevalent family type was in those families with one dependent child aged between 12-18 at 2,368 families.

For families with younger dependent children aged 0-4, the most common type recorded was for families with one dependent child at 1,574 families. This could therefore suggest that demand for childcare in Denbighshire from families with dependent children is likely to come from those families

¹³ <http://www.ukcensusdata.com/denbighshire-w06000004/families-with-dependent-children-qs118ew#sthash.anpUsgX.lcS9MuoC.dpbs>

that have only one dependent child. As the most recently available data in this area comes from 2011, statistics may have changed since then.

3.9 Average household income

Table 8 - Average gross household income by MSOA (source: ONS 2018)¹⁴

Ward	MSOA name	Average gross annual household income (£) by MSOA	Average gross annual household income (£) by ward
Bodelwyddan	Denbighshire009	42,400	42,400
Corwen	Denbighshire015	45,300	43,700
	Denbighshire016	42,100	
Denbigh Central	Denbighshire011	34,300	34,300
Denbigh Lower	Denbighshire012	42,800	42,800
Denbigh Upper/Henllan	Denbighshire011	34,300	34,300
Dyserth	Denbighshire008	41,700	41,700
Efenechtyd	Denbighshire015	45,300	45,300
Llanarmon-yn-Ial/Llandegla	Denbighshire013	50,600	50,600
Llanbedr Dyffryn Clwyd/Llangynhafal	Denbighshire013	50,600	50,600
Llandrillo	Denbighshire016	42,100	42,100
Llandyrnog	Denbighshire013	50,600	50,600
Llanfair Dyffryn Clwyd/Gwyddelwern	Denbighshire015	45,300	45,300
Llangollen	Denbighshire016	42,100	42,100
Llanrhaeadr-yng-Nhginmeirch	Denbighshire012	42,800	42,800
Prestatyn Central	Denbighshire003	33,300	34,200
	Denbighshire002	35,100	
Prestatyn East	Denbighshire002	35,100	35,100
Prestatyn Meliden	Denbighshire008	41,700	41,700
Prestatyn North	Denbighshire001	29,500	29,500
Prestatyn South West	Denbighshire003	33,300	33,300
Rhuddlan	Denbighshire009	42,400	42,400
Rhyl East	Denbighshire004	26,800	26,800
Rhyl South	Denbighshire017	31,100	31,100
Rhyl South East	Denbighshire017	31,100	31,100
Rhyl South West	Denbighshire006	27,700	27,700
Rhyl West	Denbighshire004	26,800	26,800
Ruthin	Denbighshire014	41,000	41,000
St. Asaph East	Denbighshire010	44,300	44,300
St. Asaph West	Denbighshire010	44,300	44,300

¹⁴ <https://www.ons.gov.uk/employmentandlabourmarket/peopleinwork/earningsandworkinghours/datasets/smallareaincomeestimatesformiddlelayersuperoutputareasenglandandwales>

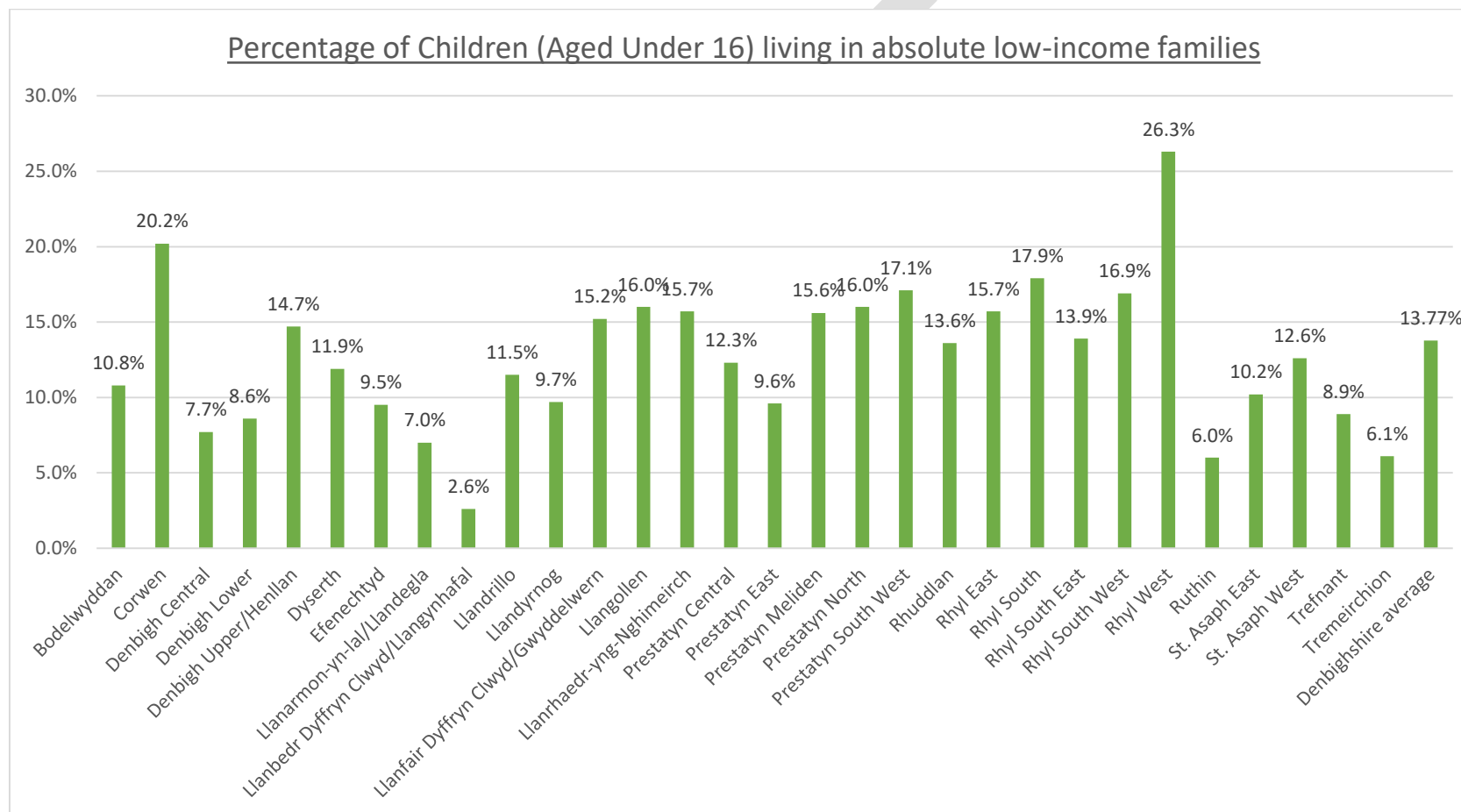
Trefnant	Denbighshire010	44,300	44,300
Tremeirchion	Denbighshire008	41,700	41,700

Data for Denbighshire shows that the wards with the highest average gross annual household income by MSOA were those in Denbighshire013: Llanarmon-yn-Ial/Llandegla, Llanbedr Dyffryn Clwyd/Llangynhafal and Llandyrnog at £50,600 per annum. By contrast, Rhyl East and Rhyl West recorded the lowest average household income at £26,800 per annum. These wards are the likeliest to have families from low-incomes.

3.10 Index of low-income households

The data from Chart 5 (see Appendix, Table 6) shows that Rhyl West had the highest percentage of children living in absolute low-income families at 26.3%, followed by Corwen, Rhyl South, Prestatyn South West. Comparatively, Llanbedr Dyffryn Clwyd/Llangynhafal, Ruthin, Tremeirchion and Llanarmon-yn-Ial/Llandegla had the lowest percentage of children in this same group. This further suggests that there are fewer children living in absolute low-income families in wards or areas where the average gross annual household income is higher.

Chart 5 – Percentage of Children (Aged Under 16) living in absolute low-income families (Source: Department for Work and Pensions 2020).¹⁵



¹⁵ <https://www.gov.uk/government/statistics/children-in-low-income-families-local-area-statistics-201415-to-201819>

3.11 Incidence of children with ALN

The Denbighshire 2020/21 school Census showed that there were 15,990 pupils attending schools in Denbighshire, of which 452 pupils attending schools had a Statement of Special Educational Needs and a total of 3151 pupils were recorded as having some of form of SEND or ALN – i.e. 2.8% for the former and 19.7% for the latter.¹⁶¹⁷ This was lower than three out of five of its neighbouring Local Authorities and the national average (for stated pupils with SEND):

- Neighbouring LA 1: Flintshire = 688 stated SEND pupils and 4065 total number of pupils with special needs
- Neighbouring LA 2: Wrexham = 704 stated SEND pupils and 3003 total number of pupils with special needs
- Neighbouring LA 3: Conwy = 359 stated SEND pupils and 3430 total number of pupils with special needs
- Neighbouring LA 4: Gwynedd = 474 stated, 3276 total SEND
- Neighbouring LA 5: Powys = 423 stated, 3764 total SEND
- National Average (statement of SEN) = 3.7% (Source: Gov.uk, 2020)
- National Average (total SEN) = 12.2% (Source: Gov.uk, 2020).

3.12 New forthcoming housing developments in Denbighshire

Table 9 is based on approved housing developments from Denbighshire Council and indicates the number of new dwellings set to be constructed and eventually occupied in Denbighshire, with a total of 5,260 dwellings expected to be constructed in Denbighshire up to 2024. The wards or settlements with the highest number of expected total dwellings to be built are in Bodelwyddan, Rhyl South East and St Asaph East, suggesting that demand for future childcare provision will likely be greatest in these areas.

Table 9 - Number of new housing developments set to take place in each of the localities' wards up to the year 2024 (Source: Denbighshire County Council)¹⁸

Ward	Reference (LPA Ref No.)	Name of development/site address	Total dwellings (total units capacity)
Bodelwyddan	3616	KSS B	1715
Bryneglwys	3196	Trem Y Foel	19
Corwen	3639	Land adj Maes Sidan	15
	3	Ysgol Caer Drewyn	89
	3632	Council depot, Clawdd Poncem	128
	3645	Land rear of new Inn Terrace	30

¹⁶ <https://statswales.gov.wales/Catalogue/Education-and-Skills/Schools-and-Teachers/Schools-Census/Pupil-Level-Annual-School-Census/Special-Educational-Needs/pupilssen-by-localauthorityregion-provision>

¹⁷ <https://statswales.gov.wales/Catalogue/Education-and-Skills/Schools-and-Teachers/Schools-Census/Pupil-Level-Annual-School-Census/Pupils/pupils-by-localauthorityregion-agegroup>

¹⁸ <https://www.denbighshire.gov.uk/en/documents/planning-and-building-regulations/ldp/evidence-monitoring-and-information/local-development-plan-2006-2021-annual-monitoring-report-2020.pdf>

Denbigh Central	11	Adj. Catholic Church	25
	3807	Former howells prep school	12
	3959	Lon Ganol	70
Denbigh Lower	3628	Land between old & new Ruthin Rd	64
	3629	Cae Topyn	75
Denbigh Upper/Henllan	3377	Smithfield Service Station	12
	3627	Land adj Ysgol Heulfre	99
	3640	Land adj Crud yr Awel	10
	3626	Land at Lodge Farm	22
	3646	Land south of Tan y Graig	10
	3310	Ty Coch Farmhouse – EC Evans site	15
	3249	Henllan Centre	37
Dyserth	3643	Cysgod y Graig ph 1	63
	3643	Cysgod y Graig ph 2	36
	3899	Anglia House	25
Efenechtyd	3875	Pool Park	68
	3660	South of A494	15
	3661	Land at Minffordd	20
Llanarmon-yn-Ial/Llandegla	3648	Rear of Maes Garmon	34
	3062	Gwalia House	17
	3647	South of Cam yr Alyn	12
Llanbedr Dyffryn Clwyd/Llangynhafal	3649	Adj Troed y Fenlli	10
	3650	Rear of Llwyn Derw	10
	3651	NW of Maes Derwen	18
	3657	Rear of Bod Eryl	10
	3644	Land at Peniarth	10
	3798	Llanbedr Hall	11
	3652	Land adj Old Rectory	38
Llandrillo	3642	Land adj Bryn Gwynt	15
	3653	Land rear of Bodowen	20
Llandyrnog	3654	Adj Maes Llan	40
	3663	Rear of Rhyd y Byll	20
	3663	Rear of Rhyd Y Byll	20
	3635	Car Park Dinorben Arms	14
	3636	Land rear of Bryn Ome	15
Llanfair Dyffryn Clwyd/Gwyddelwern	3637	Land rear of Bryn Awel	10
	3668	Rear of Bueno Terrace	12
	18	Vicarage Field	25
	14	Bryn Llan	12
	13	South of school	26
	3656	Land rear of Bron y Clwyd	63

Llangollen	22	Adj Trem y Gwernant	14
	3914	Land off vicarge road (Maes Helyg)	95
Llanrhaedr-yng-Nghimeirch	2248	Penant Farm	12
	3658	Rear of Maeshwylfa	15
	3659	Read of Dolwar	33
Prestatyn Central	3977	The Dell	15
Prestatyn East	3619	Midnant Farm	65
	3929	74 Gronant Road	11
Prestatyn Meliden	3620	Rear of Maes Meurig	30
	3621	Rear of Ffordd Hendre	154
	31	Land off Cefn Y Gwrych	18
	3093	Plas Deva Caravan Park	41
Prestatyn North	3947	Former magistrate's court	41
Rhuddlan	3634	Rhuddlan (Macbrydes)	48
	3634	Rhuddlan (Anwyl)	51
Rhyl East	37	Former Brooklands Caravan Park	25
	75	Northgate school	22
Rhyl South East	3617	Land off Trellwelyn Rd/Bro Deg	100
	47	Rhyl South East	377
Rhyl South West	3864	Land at Brookdale Rd	18
	73	Victoria Rd	18
Rhyl West	3222	85-90 West Parade & Sandringham Rd.	20
	3618	Corder Sydenham Ave/west parade	12
	3116	36 Russell Road	15
	3865	Grange Hotel	44
	62	Land at Westbourne Avenue	20
Ruthin	3630	Glasdir Phase 2	45
	3631	Land adj Maes Hafod and Llys Famau	69
	3638	Land adj cemetry	12
	3641	Land rear of Paradwys	10
	32	Glasdir	178
St Asaph East	3623	Additional land at HM Stanley	201
	3624	Land off the Paddock	16
	3622	Livingstone Place	158
	3625	Land off Bryn Gobaith	14
Trefnant	44	Adj Maes Gruffydd	15
	3666	Land rear of Maes yr erwain	25

	3698	Land Adj Trefnant Inn	13
Tremeirchion	3667	Land rears of Llys y Twysog	10
	3195	Rear of Dyffryn Teg	13
	3664	West of Dyffryn Teg	12
	3665	South of Dyffryn Teg	19
	LA total		5,260

3.13 Welsh language speakers

Table 10 – Welsh language skills of Denbighshire County residents, March 2011 (LA wide) (Source: UK Census Data, 2011)¹⁹

Skill category	Numbers with named skill
All usual residents aged 3 and over	90,527
Can understand spoken Welsh	28,296
Can speak Welsh	22,236
Can read Welsh	20,830
Can write Welsh	17,803
Can speak, read or write Welsh	24,425

Table 11 – Ability to speak Welsh by local authority and year (Source: StatsWales, 2021)²⁰

Language details	Population numbers
All aged 3 or over	91,200
Yes, can speak Welsh	31,200
No, cannot speak Welsh	59,800
Percentage of people who say they can speak Welsh	34.3%

The data shown here in the two tables listed above both relate to the Welsh language skills of people ordinarily resident in Denbighshire. Table 11 shows that 22,236 people were recorded as being able to speak Welsh in 2011, whilst 31,200 people were noted in the same category of Welsh speaking residents for the data available for 2021.

This represents a notable increase of 8,964 people in Denbighshire who claimed to be able to speak Welsh over a 10-year period. These findings could therefore suggest that demand for childcare places in Welsh medium settings is unlikely to see a fall in demand in the following years. If anything, it could mean that demand for Welsh medium childcare in the LA is more likely to increase.

¹⁹ <http://www.ukcensusdata.com/denbighshire-w06000004/welsh-language-skills-gs206wa#sthash.1q6aqF2F.CadDArdY.dpbs>

²⁰ <https://statswales.gov.wales/Catalogue/Welsh-Language/Annual-Population-Survey-Welsh-Language/annualpopulationsurveyestimatesofpersonsaged3andoverwhosaytheycanspeakwelsh-by-localauthority-measure>

3.1 The Childcare Sufficiency Assessment and Local Wellbeing Needs Assessment

The Conwy & Denbighshire Public Services Board undertook an updated Local Wellbeing Needs Assessment in 2021, which is currently available in draft format²¹. At the time the local wellbeing assessment was undertaken, the UK had not fully entered a Covid-19 recovery phase and children, young people and families were still facing disruptions to access to routine services and schooling as a result of the pandemic. Due to this, the impact over the long term on children's health and well-being, because of delayed speech and language development for instance, is unknown at this time. It is also important to acknowledge that some indicators and research show disruptions, due to Covid-19 especially, which makes planning at a time of uncertainty particularly challenging. The Conwy & Denbighshire Public Services Board will review their analyses to ensure they reflect current and future trends as and when new or more reliable information becomes available.

From the research undertaken, there is a strong body of evidence of the importance of the first 1,000 days of a child's life; addressing inequalities and intervening early to prevent health problems can help people make the best health choices for themselves now and for their children in the future. The association between adverse childhood experiences (ACEs) and poor outcomes in adulthood is well-understood, and these outcomes (poorer mental health, lifestyle choices that affect health and well-being) can be drivers for lower-than-average well-being. There is also a strong economic case for investing in the early years of life. The rate of economic return on investment is significantly higher in the pre-school stage than at any other stage of the education system, highlighting the importance of sufficient, high-quality childcare and Early Years education.

²¹ <https://conwyanddenbighshirelsb.org.uk/home/english-wellbeing-assessment/>

4. Overview of Current Childcare Provision and Outcomes of Provider and Childminder Surveys

This section has been informed by the following surveys/research:

1. Denbighshire County Council CSA Childcare Providers Survey – undertaken by Premier Advisory Group via Computer Assisted Telephone Interviewing (CATI) from November 2021 – January 2022.
2. Denbighshire County Council childcare providers' contribution to the summer 2021 Self-Assessment of Service Statement (SASS) report/data gathering exercise.

A total of 71 childcare providers completed the 2021-22 Denbighshire County Council CSA Childcare Providers Survey. The breakdown of provider types completing the survey was as follows:

- Full day care – 24%²²
- Registered childminder – 48%
- Sessional day care – 23%
- Out of School Care (including Afterschool Club, Breakfast Club, Holiday Clubs and Holiday Playschemes) – 5.0%

A total of 100 providers completed the SASS, including 48 full day care providers, 10 sessional day care providers, 29 registered childminders and 13 out of school providers, equalling a 91% response rate.

4.1 Number of childcare providers and type of service

Currently operating in Denbighshire there are:

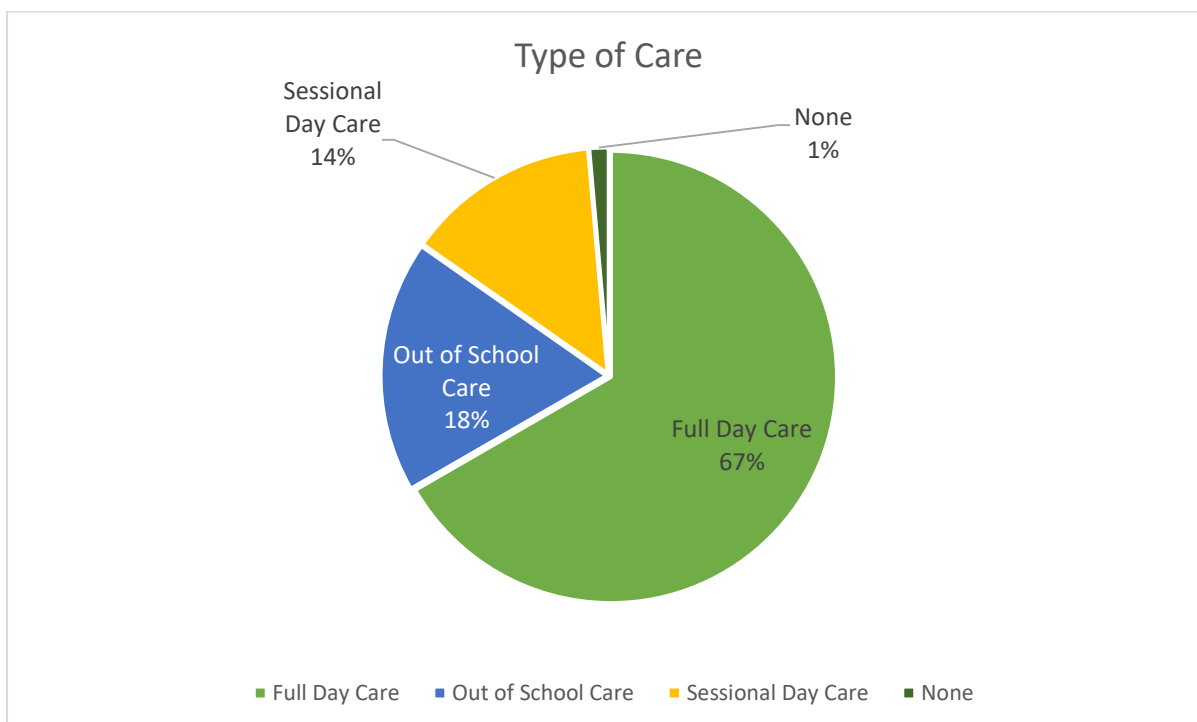
- Full day care: 50
- Childminders: 35
- Sessional day care: 12
- Out of school providers: 15
- Nannies: 1

Altogether and as of autumn 2021, responding registered providers are registered to care for 3139 children²³.

The proportions of specific types of care provided across the county are detailed in the chart below:

²² Percentages in this section have been rounded to the nearest whole number. Percentages may not add to 100% due to rounding.

²³ This figure excludes the **X** settings that did not complete the SASS.



There is currently no Nanny provision, Open Access Play provision or Creche provision operating in Denbighshire.

Number of children on childcare providers' books, as of autumn 2021, aligned to age group:

	0-1 years	1-2 years	2 years	3 years	4 years	5-7 years	8-11 years	12-14 years	15-17 years
No. of children currently using childcare	91	384	619	899	631	932	783	1	0

Table 2 in the Appendix shows the number of children accessing childcare in each age group, aligned to ward.

Number of children accessing places on a full-time, part-time and ad hoc basis, as of autumn 2021, aligned to ward and USOA:

USOA	Ward	Total number of children on books	Total attending on a full-time basis	Total attending on a part-time basis	Total attending on an ad hoc basis
Denbighshire U001	St. Asaph East	97	14	49	34
	St. Asaph West	30	12	10	8
	Prestatyn Central	75	40	25	10
	Prestatyn East	233	85	103	45

	Prestatyn Meliden	277	24	211	42
	Prestatyn North	88	16	70	2
	Prestatyn South West	213	84	89	40
	Dyserth	74	8	65	1
	Tremeirchion	41	2	26	13
	Trefnant	65	17	33	15
	Rhyl East	259	23	222	14
	Total	1452	325	903	224
Denbighshire U002	Rhyl South	91	26	56	9
	Rhyl South East	96	6	89	1
	Rhyl South West	663	225	366	72
	Rhyl West	160	15	128	17
	Bodelwyddan	94	14	33	37
	Rhuddlan	194	56	101	37
	Denbigh Central	n/a	n/a	n/a	n/a
	Total	1298	342	773	173
Denbighshire U003	Denbigh Lower	428	21	399	8
	Denbigh Upper/Henllan	79	6	73	0
	Llandymog/Llandyrnog	21	6	14	1
	Corwen	76	2	74	0
	Ruthin	377	45	206	126
	Llanfair Dyffryn Clwyd/Gwyddelwern	126	19	107	0
	Llangollen	185	32	134	19
	Llanrhaeadr-yng-Nghinmeirch	84	7	73	4
	Efenechtyd	79	4	75	0
	Llanarmon-yn-Ial/Llandegla	n/a	n/a	n/a	n/a
	Llanbedr Dyffryn Clwyd/Llangynhafal	57	15	38	4
	Llandrillo	31	6	10	15
	Total	1543	163	1203	177

Across almost all wards, the majority of children accessing childcare places were doing so on a part-time basis.

4.2 Supply and Demand per Childcare Type

The table below presents, by type of provider/sector, the:

- Most frequent number of places offered on a typical term-time day
- Average number of places offered on a typical term-time day
- Most frequent number of places offered on a typical holiday-time day
- Average number of places offered on a typical holiday-time day

Sector/Provider Type	Most frequent number of term-time places	Most frequent number of holiday-time places	Average number of term-time places	Average number of holiday-time places
Full Daycare	19	0	44	42
Sessional Daycare	19	0	15	1
Registered Childminder	3	10	6	7
After School Club	16	0	16	6
Other	14	0	70	21

Numbers of providers operating on particular days during school holidays, by provider type:

Childminders

	Mon	Tues	Weds	Thurs	Fri	Sat	Sun
Summer Holidays	4	6	7	7	4	0	0
October Half Term	4	6	7	7	4	0	0
Christmas Holidays	3	5	5	5	2	0	0
February Half Term	4	6	7	7	4	0	0
Easter Holidays	4	6	7	7	4	0	0
May Half Term	4	6	7	7	4	0	0

Full day care

	Mon	Tues	Weds	Thurs	Fri	Sat	Sun
Summer Holidays	9	9	9	9	9	0	0
October Half Term	8	8	8	8	8	0	0
Christmas Holidays	7	7	7	7	7	0	0
February Half Term	8	8	8	8	8	0	0
Easter Holidays	8	8	8	8	8	0	0
May Half Term	8	8	8	8	8	0	0

1 sessional day care provider operates Tues-Thurs throughout the school holidays. No out of school care providers who responded to the survey currently cover school holidays.

100% of childminders surveyed confirmed that they continue to provide childcare on school inset days, as well as 91% of full day care providers. 80% of sessional day care providers and 80% of out of school care providers continue to cover school inset days, with no after school clubs covering these.

From those surveyed, there are currently no providers offering overnight care in Denbighshire. One childminder reported offering childcare on Saturdays.

4.3 Incidence of waiting lists

During the past 12 months, 68% of childminders, 34% of full day care providers, 40% of sessional day care providers and 14% of out of school care providers reported having a waiting list in term-time. The majority of responding childminders and day care providers reported having 3-4 children on their waiting lists in spring, summer and autumn 2021.

9% of full day care providers, 26% of childminders and 20% of sessional day care providers also reported having a waiting list in the school holidays. No out of school care providers reported having a waiting list for school holidays. The wards in which childcare providers had school holiday waiting lists were:

- Denbigh Central
- Denbigh Lower
- Llanfair Dyffryn Clwyd/Gwyddelwern
- Prestatyn Meliden
- Prestatyn South West
- Rhyl South East
- Rhyl South West
- St Asaph East.

4.4 Incidence of vacancies

As of spring 2022, there were 15 vacancies with childminders for full day care across the county. Prestatyn Meliden and Llandrillo had the highest incidence of full day care vacancies with childminders. There were 10 vacancies with childminders for before school care, 8 vacancies with childminders for afterschool care and 5 vacancies with childminders for holiday care.

Full day care providers recorded having around 180 vacancies across the county, with 46 of these in Rhyl South West and 20 in Llangollen. One full day care provider noted they would have 20 vacancies, but due to COVID related staff shortages only currently have around 2-3 vacancies. Another recorded 24 vacancies but stated they were meeting with the council to discuss delivery of Flying Start and the Childcare Offer.

Sessional day care providers had a total of 8 vacancies. There were 93 vacancies for half day holiday provision.

4.5 Incidence of support for children with Additional Learning Needs (ALN) and/or complex medical needs

As of autumn 2021, there were 97 children with a registered ALN or disability using a registered childcare place in Denbighshire. Total numbers of children with ALN currently using registered childcare, aligned to USOA and childcare type can be seen below:

USOA	Full Day Care	Childminder	Sessional Day Care	Out of school care	Total per USOA
Denbighshire U001	29	1	0	9	39
Denbighshire U002	36	0	0	3	39
Denbighshire U003	15	0	3	1	19

A total of 9 of the places being filled by children with ALN were with Welsh medium childcare providers. 14 places filled by children with ALN were at bilingual settings.

The table below shows the number of day care providers and childminders currently providing support or able to provide support for different types of ALN.

Type of Need	Number of day care providers supporting	Number of childminders supporting
Cognition and Learning Difficulties	47	10
Behaviour, Social, Emotional Difficulties	50	10
Communication and Interaction Needs	56	10
Sensory or Physical Needs	41	12

Responding childcare providers recorded that, as of spring 2022, there were 33 children aged 2 years old with ALN who are accessing Flying Start provision. These children were resident in the following wards:

- Denbigh Upper/Henllan
- Rhyl East
- Rhyl South West
- Rhyl West

There were 19 children aged 3-4 years old with ALN who are accessing the 30-hours childcare offer in:

- Denbigh Lower
- Efenechtyd
- Prestatyn South West
- Rhuddlan
- Rhyl East
- Rhyl South West
- Rhyl West
- St Asaph East
- Trefnant

16% of childminders, and 25% of full day care providers reported that they receive enquiries from parents at least once a term about a 30-hours place for a child with ALN. 31% of providers are asked to provide a place for a child with ALN at least once a year.

The most frequent ALN types that providers reported they are asked to provide places for were, in order of frequency:

1. Speech Language and Communication Needs
2. Autism Spectrum Condition
3. Physical Disability

A number of providers also mentioned behaviour needs and ADHD.

Childcare providers were also asked if there are any issues that could make it more challenging for the formal childcare sector in Denbighshire to most effectively provide childcare for a child who has ALN or disabilities. The most commonly stated issues, in order of frequency were:

1. Inadequate funding
2. Inability to provide 1:1 support
3. Lack of trained staff and/or those with specialist qualifications
4. Lack of specialist equipment
5. Problems with physical access/navigability at a setting
6. Lack of support/advice from statutory organisations

Some notable comments on this were:

"All the help we receive is during term-time. Lots of different strategies make it confusing; the support is there but it's not always streamlined or efficient."

"No one would come and assess during COVID and when they did they were only here 5 minutes – but COVID so not their fault."

"Too many courses, too much going on. Needs to be streamlined and made simpler for parents."

"Children need to be diagnosed earlier and funding put in place. Have notice this happening recently but needs to be more."

"Paperwork is too long – almost a 6-week observation. By the time specialists come the children have moved on and the process starts again."

Providers were also asked to briefly describe what they think are the key challenges for parents of children with ALN and disabilities in finding childcare for their children. Some of the key recurring points are listed below:

"Feel Denbighshire support parents well with childcare. The issue is when they get to school."

"Lack of trained staff and problems with staff retention."

"Pandemic has made things more difficult e.g. accessing ALN professionals."

“Parents struggle to get 1:1 support for their children and there is a lack of awareness and information about ALN for parents.”

“Main thing is just making sure children are assessed, but that also that the new families that have moved to the area over COVID or had children over COVID are not being forgotten. We deliver a lot of Flying Start places and I worry with support workers not being able to visit families as much due to COVID, whether some children are being forgotten about or whether some parents do not know about the support available to them.”

The perceived lack of funding for children with ALN and disabilities was a recurring theme throughout the consultation, along with providers indicating a greater need for qualified staff and suitable staff training.

4.6 Cost of childcare

All respondents were asked their average hourly rate per service. The highest average hourly costs in spring 2022 were charged by full day care providers. It should be noted that the most frequent cost for a sessional childcare place is £0.00 due to the fact that the majority of sessional day care is funded through the Flying Start programme.

The range of charges observed can be seen below:

- Lowest full day care provider hourly rate reported = £2.89
Highest full day care provider hourly rate reported = £6.50
- Lowest childminder/full day hourly rate reported = £2.58
Highest full childminder/full day hourly rate reported = £4.60
- Lowest childminder/half day hourly rate reported = £4.00
Highest full childminder/half day hourly rate reported = £6.59
- Lowest breakfast/after school club hourly rate reported = £3.00
Highest breakfast/after school club provider hourly rate reported = £4.95

The breakdown of costs by ward and age, as provided in the SASS data, can be found in the Appendix, from Table 6 onwards.

The highest average cost per session for 0–1-year-olds was observed in U003 and specifically in the Ruthin ward. In contrast, for 2–3-year-olds, whilst the highest average cost per session was observed in U002, Prestatyn North had the highest overall cost for this age range. For 4-year-olds, the difference in cost across the USOAs was marginal, with the average for U003 slightly higher. The highest average costs for 5–11-year-old childcare were also found in U003. The lowest average costs, across all age groups, were most commonly found in U001.

Incidence of respondents offering a sibling discount:

Sector/Provider Type	Yes – Sibling Discount	No – Sibling Discount
Full Daycare	44%	56%
Sessional Daycare	20%	80%
Registered Childminder	16%	84%
Out of School Childcare	47%	53%

The most frequent sibling discounts offered were 5% or 10% off for each sibling.

4.7 Opening hours

The table below outlines the most frequent start times and finish times stated by responding full day care providers, for term-times.

Day	(Main) Session 1		Session 2	
	Start 🕒	Finish 🕒	Start 🕒	Finish 🕒
Monday	7:30	18:00	12:15	14:45
Tuesday	7:30	18:00	12:15	14:45
Wednesday	7:30	18:00	12:15	14:45
Thursday	7:30	18:00	12:15	14:45
Friday	7:30	18:00	12:15	14:45
Saturday	n/a ²⁴	n/a	n/a	n/a
Sunday	n/a	n/a	n/a	n/a

The most frequent weekday opening times for full day care providers operating in Denbighshire, as of spring 2022, was 7:30am – 6:00pm.

The table below outlines the most frequent start times and finish times stated by responding sessional day care providers, for term-times.

²⁴ No relevant responses for this day

Day	(Main) Session 1		Session 2		Session 3	
	Start 🕒	Finish 🕒	Start 🕒	Finish 🕒	Start 🕒	Finish 🕒
Monday	11:30	15:00	8:00	12:15	n/a	n/a
Tuesday	11:30	15:00	8:00	12:15	n/a	n/a
Wednesday	11:30	15:00	8:00	12:15	n/a	n/a
Thursday	11:30	15:00	8:00	12:15	n/a	n/a
Friday	11:30	15:00	8:00	12:15	n/a	n/a
Saturday	n/a	n/a	n/a	n/a	n/a	n/a
Sunday	n/a	n/a	n/a	n/a	n/a	n/a

The most frequent weekday opening times for sessional day care providers operating in Denbighshire, as of spring 2022, were 8:00am – 12:15pm for morning sessions and 11:30am-3:00pm for afternoon sessions.

The table below outlines the most frequent start times and finish times stated by responding childminders, for term-times.

Day	(Main) Session 1	
	Start 🕒	Finish 🕒
Monday	8:00	17:30
Tuesday	8:00	17:30
Wednesday	8:00	17:30
Thursday	8:00	17:30
Friday	8:00	17:30
Saturday	8:45 ²⁵	17:15
Sunday	n/a	n/a

The most frequent weekday opening times for childminders operating in Denbighshire, as of spring 2022, was 8:00am – 5:30pm.

²⁵ Only one childminder reported offering childcare on a Saturday

The table below outlines the most frequent start times and finish times stated by responding after school clubs, for term-times.

Day	(Main) Session 1	
	Start 🕒	Finish 🕒
Monday	15:00	17:30
Tuesday	15:00	17:30
Wednesday	15:00	17:30
Thursday	15:00	17:30
Friday	15:00	17:30
Saturday	n/a	n/a
Sunday	n/a	n/a

The most frequent weekday opening times for an after school club operating in Denbighshire, as of spring 2022, was 3:00pm – 5:30pm.

During term-time, 6 responding childminders and 16 responding full day care providers stated that they open before 8am. For school holidays, this was only 1 day care provider. Only 1 childminder also stated that they provide childcare after 6pm during term-time and school holidays.

Providers offering childcare before 8am were located in the following wards:

- Corwen
- Denbigh Lower
- Denbigh Upper/Henllan
- Llanfair Dyffryn Clwyd/Gwyddelwern
- Prestatyn East
- Rhuddlan
- Rhyl East
- Rhyl South East
- Rhyl South West
- Rhyl West
- Trefnant

The provider offering childcare after 6pm was located in Llangollen.

4.7 The Childcare Offer and Tax Free Childcare

97 providers are currently registered to deliver the Childcare Offer in Denbighshire, including 26 childminders and 71 day care providers. Out of these, 77 (79%) are currently receiving funding from the Childcare Offer, including 21 childminders and 56 day care providers.

The number of Childcare Offer places currently being offered by responding providers and currently being taken up, aligned to ward and as of spring 2022, is shown in the table below:

USOA	Ward	Childcare Places Offered	Childcare Places Taken Up
Denbighshire U001	St. Asaph East	26	16
	St. Asaph West	n/a	n/a
	Prestatyn Central	9	9
	Prestatyn East	19	11
	Prestatyn Meliden	20	12
	Prestatyn North	19	6
	Prestatyn South West	46	36
	Dyserth	n/a	n/a
	Tremeirchion	22	11
	Trefnant	15	15
	Rhyl East	27	19
	Total	203	135
Denbighshire U002	Rhyl South	n/a	n/a
	Rhyl South East	8	5
	Rhyl South West	50	39
	Rhyl West	10	1
	Bodelwyddan	3	0
	Rhuddlan	60	21
	Denbigh Central	0	0
	Total	131	66
Denbighshire U003	Denbigh Lower	95	7
	Denbigh Upper/Henllan	34	3
	Llandymog/Llandyrnog	19	4
	Corwen	25	0
	Ruthin	21	13
	Llanfair Dyffryn Clwyd/Gwyddelwern	30	26
	Llangollen	32	23
	Llanrhaeadr-yng-Nghinmeirch	26	14
	Efenechtyd	11	6
	Llanarmon-yn-Ial/Llandegla	31	15
	Llanbedr Dyffryn Clwyd/Llangynhafal	16	2
	Llandrillo	0	0
	Total	340	113

From the data collected in spring 2022, there are currently 360 Childcare Offer places not being taken up across Denbighshire.

The wards in which the lowest numbers of providers are currently offering some or all of the 30-hours childcare offer are Denbigh Central, Llandrillo and Prestatyn East.

For those childcare providers not currently delivering the Childcare Offer, the most reasons given were:

- No eligible children
- Capacity
- Currently considering

60 day care providers and 27 childminders reported that the parents of the children they care for were receiving tax free childcare or using childcare vouchers at the time the SASS was completed.

33 day care providers and receive funding to provide Early Years part time education. Of these, 1 is funded by Conwy, with the remaining funded by Denbighshire County Council. The nature of this funding varies, but is recorded as being paid in the following ways:

- Per child per day
- Per child per week
- Per child per term
- Through the Childcare Offer (Early Education Denbighshire) at £4.50 per hour per 2 hour session and Flying Start funded at £13.00 per 2.5 hour session.

4.8 Flying Start provision

13 out of 100 providers receive funding to provide Flying Start places, representing 13% of providers. Of these, 3 providers exclusively provide Flying Start provision. The Flying Start providers are located in the following wards:

- Denbigh Upper/Henllan
- Prestatyn Central
- Prestatyn Meliden
- Prestatyn South West
- Rhyl East
- Rhyl West
- Rhyl South
- Rhyl South East
- Rhyl South West

4.9 Incidence of observed trends since 2017

68% of childminders, 59% of full day care providers, 40% of sessional day care providers and 43% of out of school care providers surveyed noted that they had witnessed a trend in the types of/backgrounds of families accessing their provision since autumn 2017. The most frequent observed trends, in order of frequency, were:

1. More working parents
2. More BAME families and families from different areas
3. More low-income families and families from deprived backgrounds

68% of childminders, 69% of full day care providers, 100% of sessional day care providers and 40% of out of school care providers surveyed noted that they had witnessed a trend in terms of the demand for types of places and types of hours being offered at their provision since autumn 2017. Views on notable trends were very mixed, with providers noting both increases in demand (especially post-lockdowns) with parents wanting longer hours, decreases in demand due to more parents working from home and a greater need for holiday and wraparound provision. Some noted that due to childminders leaving the profession, demand, and particularly demand for Welsh childcare, has risen.

4.10 Welsh language provision

The table below shows the main language through which childcare services are provided:

Language	Percentage of Providers	Number of Providers
English	67%	67
Welsh	22%	22
Both	11%	11

No other languages were reported as being used.

Of the 71 day care providers that completed the SASS, 20 provide primarily Welsh medium childcare and 8 provide primarily bilingual childcare. Of the 29 childminders operating in Denbighshire, 2 provide Welsh medium childcare and 3 are bilingual. The wards in which Welsh provision is available are:

- Denbigh Lower
- Denbigh Upper/Henllan
- Efenechtyd
- Llandrillo
- Llanfair Dyffryn Clwyd/Gwyddelwern
- Llangollen
- Llanrhaeadr-yng-Nghinmeirch
- Prestatyn South West
- Rhyl South
- Ruthin
- St. Asaph East
- Tremeirchion

The table below shows the number of childcare providers, aligned to type, either offering or working towards the Welsh Language Active Offer, as of autumn 2021.

	Welsh Language Active Offer Provided	Working Towards Welsh Language Active Offer
Full Day Care Providers	6	9
Sessional Day Care Providers	9	7
Childminders	5	8
Out of School Care	0	3

4.11 Perceptions on future operation

Respondents were asked, compared to now, how much higher or lower the number of places they expect to be providing in 2023 will be.

Provider type	Significantly higher	Higher	About the same	Lower	Significantly lower	Don't know/Rather not say
Full day care	6%	56%	16%	6%	3%	13%
Sessional day care	20%	20%	40%	0%	0%	20%
Registered Childminder	42%	32%	16%	0%	0%	11%
Out of School Childcare	43%	29%	14%	0%	0%	14%

As shown above, most providers envisage that demand will be higher or significantly higher by autumn 2023.

5% of childminders, 41% of full day care providers and 29% of out of school providers currently have plans to increase the number of places they can offer over the next 2 years. These providers are aligned to the following areas:

- Denbigh Central
- Denbigh Lower
- Denbigh Upper / Henllan
- Llandyrnog
- Llangollen
- Llanrhaeadr-yng-Nghinmeirch
- Prestatyn Central
- Prestatyn North
- Prestatyn South West
- Rhyl East
- Rhyl South East
- Rhyl South West
- Rhyl West

4.12 Perceptions on existing sufficiency of childcare

Respondents were asked to the best of their knowledge, if they personally think that there is currently a sufficient number of childcare places within particular age groups and specific groups within their immediate geographical area. The outcomes are shown below:

Full Day Care

	Yes	No	Don't Know
0-2 years	25%	61%	14%
3-4 years	52%	41%	7%
5-14 years	36%	30%	34%
Children with ALN	32%	41%	27%
Children with complex medical needs	32%	41%	27%

Childminder

	Yes	No	Don't Know
0-2 years	15%	79%	5%
3-4 years	28%	67%	5%
5-14 years	44%	38%	18%
Children with ALN	5%	69%	26%
Children with complex medical needs	5%	69%	26%

Sessional Day Care

	Yes	No	Don't Know
0-2 years	25%	67%	8%
3-4 years	58%	42%	0%
5-14 years	67%	25%	8%
Children with ALN	33%	50%	17%
Children with complex medical needs	33%	50%	17%

Out of School Care

	Yes	No	Don't Know
0-2 years	33%	33%	33%

3-4 years	67%	33%	0%
5-14 years	100%	0%	0%
Children with ALN	33%	67%	0%
Children with complex medical needs	0%	67%	0%

The tables above show that the majority of full day care providers, sessional day care providers and childminders do not feel there are currently sufficient places for 0-2-year-olds in their geographical area. The majority of childminders do not feel there are sufficient places for 3-4 year olds. Additionally, the percentages of all provider types that felt that there were not enough places for 5-14-year-olds, or were unsure, was also notable.

Sufficiency of provision for children with ALN and complex medical needs is a perceived weakness, particularly by childminders.

4.13 Perceptions on beneficial forms of support

The table below shows the extent to which day care providers and registered childminders stated that they felt their provision would benefit from specific types of support – potentially via the local authority.

Type of Support	Percentage of day care providers	Percentage of childminders
Recruitment and Retention	10%	0%
Staff training	12%	11%
Marketing support/advice	12%	7%
Business modelling support/advice	10%	0%
Inspection/registration support/advice	7%	11%
Support to network with other providers/childminders	9%	7%
Advice/support on needs of Children with ALN and disabilities	14%	22%
None	20%	26%
Other	12%	15%

Of those that specified 'Other' the following types of support were requested:

- Additional funding
- More support with teaching Welsh and Welsh Early Years courses
- Support with implementing government guidelines relating to COVID
- Support supporting children with behavioural issues

Of those that selected staff training as an area in which they require support, support for pupils with ALN was most commonly requested, along with Welsh training and more face-to-face training.

Providers also noted that courses were sometimes difficult to access as they were during work hours and that they were high cost. One noted:

“The good thing about COVID is that we can now access more courses online. All training seems to be inaccessible unless you live in Rhyl or a similar area.”

Providers were also asked to suggest three priority forms of information, support and training that Denbighshire Council could ideally provide to further help local childcare providers to support and provide childcare places to children with ALN.

The most common answers, in order of frequency, were:

- 1 More (funded) ALN training, including autism, behaviour and sign language/Makaton training
- 2 More support with making referrals and accessing funding
- 3 Support with hiring qualified staff

4.14 Impact of COVID-19 on demand and sufficiency

All respondents were asked whether they remained open for key worker children during the COVID-19 lockdown periods. 62.5% of full day care providers stated that they remained open, whilst 37.5% reported that they closed due to COVID guidelines during this period. 80% of sessional day care providers and 43% of out of school providers remained open during lockdown. 53% of childminders stated that they remained active during this period, whilst 47% stopped providing childcare. The majority of all provider types reported that they did not have much demand to look after key worker children during this time. Full day care providers reported the highest demand (28% answered that yes, they had much demand to look after key worker children).

Respondents were asked if COVID-19 had impacted their capacity to increase the number of places they provide. The majority of providers reported that no, it had not impacted this. Of the 15% that responded yes, the most common impacts reported were:

1. Less demand due to parents working from home
2. Initially yes due to support bubbles, but has now returned to normal levels

Some providers also reported increased financial strain on their business; 6% of all respondents continued to charge parents (at a reduced rate and sometimes optional) for places not being taken up during the pandemic in order to cover running costs, with the majority of these being childminders.

41% of responding full and sessional day care providers, 53% of childminders, and 57% of out of school providers felt that COVID-19 had impacted the sustainability of their business, with many having to close at the outset of the pandemic. Responses to this question were mixed - those that felt it had impacted sustainability cited decreased demand due to higher numbers of parents working from home or being furloughed, initial reduction in staff then having to hire new staff as numbers picked up, increased overheads and charges for PPE/cleaning and loss of revenue due to closures of over 3 months. Some providers referenced accessing grants through the Council which they reported helped them greatly, although a minority stated that they were unable to access grants.

Respondents were asked if they felt COVID-19 had had an impact on the mental wellbeing and retention of their staff. Response rates were as follows:

- 32% of childminders responded yes
- 34% of full day care providers responded yes
- 80% of sessional day care providers answered yes
- 47% of out of school providers responded yes

Health concerns and career changes were amongst the most commonly reported impacts on staff mental health and retention. Some of the recurring comments made on the subject include:

“It’s been very stressful. I am fortunate as staff have been with me for a long time but I feel like some of us are still struggling. Maybe there should be some sort of wellbeing service they could access, we’ve been our own support without any help.”

“We had to balance our own childcare with coming to work and this was very stressful. I feel COVID has had a real effect on the kids, it’s taking them 6 months to get to the level it used to take 6 weeks to get to.”

“It’s been hard in taking time off for staff e.g. staff not been able to have as much holiday time off. Staff have found online rather than face-to-face training hard, which has been more problematic since COVID.”

Respondents were also asked to comment on the managing their businesses from a commercial aspect during the pandemic. Views from settings were mixed; many found it stressful and financial difficult until grants and financial support was given, with some stating that it had no or not much impact. Some of the most common views shared were:

“It was very difficult for me during COVID after almost 30 years as a childminder. I received little support from the CIW, (1 email in six months). Denbighshire FIS were more helpful, as we used to get more regular email updates from them e.g. on grants available, on the COVID regulations in place. Without the FIS we would have been in trouble.”

“It was okay, we were lucky not to be left in the dark. All policies and procedures were went through with us. We had to buy more PPE, cleaning materials and re-train staff but was actually okay throughout.”

“It was really difficult, hardest thing was having to close as a business. Furloughing staff was hard, finding new qualified staff is now hard.”

“Felt isolated and confused as rules kept changing – was thankful for the childminding network.”

“We accessed furlough and stuff which helped, but was very stressful. Hard to plan anything as advice changed every week.”

At the time of the survey, all respondents reported that they were continuing to follow relevant government guidelines on COVID-19, including completing COVID risk assessments, regular staff testing hand washing, appropriate PPE and regular cleaning of toys and surfaces.

4.15 Sustainability

Providers were asked whether they felt COVID-19 would continue to impact their sustainability:

Sector/Provider Type	In the next 3 months	In the next 6 months	In the next 12 months	No
Full day care	13%	3%	9%	75%
Sessional day care	0%	0%	0%	100%
Registered Childminder	16%	16%	5%	63%
Out of School Childcare	14%	0%	29%	57%

The majority did not feel sustainability would be impacted by COVID-19 within the next 12 months.

Whilst all day care providers indicated that they intend to continue providing childcare for at least the next 5 years, 16% of childminders reported that they did not expect to be providing childcare in 3 years. The areas where this was highest reported were Bodelwyddan and Prestatyn South West.

4.16 Cross Border

Denbighshire borders with four other counties - Conwy, Gwynedd, Wrexham and Flintshire. Denbighshire takes a regional approach to childcare, working closely with these authorities. Flintshire County Council act as the delivery authority on behalf of Denbighshire County Council to process the Childcare Offer across the county. Denbighshire's Childcare & Play Development Manager attends all Childcare Offer Lead Officer quarterly meetings with Wrexham and Flintshire.

4.17 Workforce development and training

Qualification levels, per childcare type:

Childminders

Highest Level of Relevant Qualifications – Care Council for Wales	Post Title	Number
Level 2	Childcare Practitioners	0
	Play Practitioners	1

Highest Level of Relevant Qualifications – Care Council for Wales	Post Title	Number
Level 3	Childcare Practitioners	10
	Play Practitioners	1

Highest Level of Relevant Qualifications – Care Council for Wales	Post Title	Number
Level 5	Childcare Practitioners	2
	Play Practitioners	0

Highest Level of Relevant Qualifications – Care Council for Wales	Post Title	Number
Not Specified	Childcare Practitioners	4
	Play Practitioners	3

Highest Level of Relevant Qualifications – Care Council for Wales	Post Title	Number
None	Childcare Practitioners	2
	Play Practitioners	0

Full Day Care

Highest Level of Relevant Qualifications – Care Council for Wales	Post Title	Number
Level 2	Childcare Practitioners	65
	Play Practitioners	34

Highest Level of Relevant Qualifications – Care Council for Wales	Post Title	Number
Level 3	Childcare Practitioners	192
	Play Practitioners	61

Highest Level of Relevant Qualifications – Care Council for Wales	Post Title	Number
Not Specified	Childcare Practitioners	60

	Play Practitioners	19
--	--------------------	----

Highest Level of Relevant Qualifications – Care Council for Wales	Post Title	Number
None	Childcare Practitioners	53
	Play Practitioners	73

Sessional Day Care

Highest Level of Relevant Qualifications – Care Council for Wales	Post Title	Number
Level 2	Childcare Practitioners	1
	Play Practitioners	0

Highest Level of Relevant Qualifications – Care Council for Wales	Post Title	Number
Level 3	Childcare Practitioners	22
	Play Practitioners	0

Highest Level of Relevant Qualifications – Care Council for Wales	Post Title	Number
Level 5	Childcare Practitioners	3
	Play Practitioners	1

Highest Level of Relevant Qualifications – Care Council for Wales	Post Title	Number
Not Specified	Childcare Practitioners	2
	Play Practitioners	0

Highest Level of Relevant Qualifications – Care Council for Wales	Post Title	Number
None	Childcare Practitioners	2
	Play Practitioners	0

Out of School Care

Highest Level of Relevant Qualifications – Care Council for Wales	Post Title	Number
Level 2	Childcare Practitioners	12
	Play Practitioners	8

Highest Level of Relevant Qualifications – Care Council for Wales	Post Title	Number
Level 3	Childcare Practitioners	9
	Play Practitioners	15

Highest Level of Relevant Qualifications – Care Council for Wales	Post Title	Number
Level 5	Childcare Practitioners	5
	Play Practitioners	4

Highest Level of Relevant Qualifications – Care Council for Wales	Post Title	Number
Not Specified	Childcare Practitioners	17
	Play Practitioners	6

Highest Level of Relevant Qualifications – Care Council for Wales	Post Title	Number
None	Childcare Practitioners	3

88% of full day care providers, 77% out of school care providers and 90% of sessional day care providers stated that they have a designated member of staff responsible for making arrangements for children with ALN/complex medical needs. 34% of childminders responded that they have responsibility for this.

17% of childminders recorded that they have additional specialist training to support children with ALN and disabilities, compared to 60% of full day care providers, 70% of sessional day care providers and 69% of out of school care providers.

The majority of providers stated that if they were looking for support with workforce training, they would approach Denbighshire Council, the FIS, local colleges or the CIW.

4.18 Key findings from providers

- The most frequent weekday opening times for full day care providers operating in Denbighshire, as of spring 2022, was 7:30am – 6:00pm, and 8:00am – 5:30pm for childminders. There are currently 11 wards where providers offer childcare before 8am and one ward childcare after 6pm is offered, Llangollen.
- 13 out of 100 providers receive funding to provide Flying Start places. This represents 13% of providers. Of these, 3 providers exclusively provide Flying Start provision. Flying Start providers are located in 9 wards, predominantly based in Prestatyn and Rhyl.
- There are currently no providers offering overnight care in Denbighshire, with one childminder reporting that they offer childcare on Saturdays.
- During the past 12 months, 68% of childminders, 34% of full day care providers, 40% of sessional day care providers and 14% of out of school care providers reported having a waiting list in term-time. School holiday waiting lists were reported in: Denbigh Central, Denbigh Lower, Llanfair Dyffryn Clwyd/Gwyddelwern, Prestatyn Meliden, Prestatyn South West, Rhyl South East, Rhyl South West, St Asaph East.
- As of spring 2022, there were 15 vacancies with childminders for full day care across the county. Prestatyn Meliden and Llandrillo had the highest incidence of full day care vacancies with childminders. Full day care providers recorded having around 180 vacancies across the county, with 46 of these in Rhyl South West and 20 in Llangollen.
- Inadequate funding, an inability to provide 1:1 support and a lack of trained staff and/or those with specialist qualifications were cited as the major issues facing providers in terms of provision for children with ALN and/or disabilities. The perceived lack of funding for children with ALN and disabilities was a recurring theme throughout the consultation, along with providers indicating a greater need for qualified staff and suitable staff training. All providers also feel there is insufficient provision for ALN children.
- In terms of observed trends, providers noted that, since 2017, there are more working parents, BAME families and families from different areas, as well as more low-income families and families from deprived backgrounds. Providers also noted there are more parents wanting longer hours, with a decrease in overall demand due to more parents working from home. There is also greater need for holiday and wraparound provision. Some

noted that, due to childminders leaving the profession, demand, particularly demand for Welsh provision, has risen.

- In terms of Welsh-medium provision, of the 71 day care providers that completed the SASS, 20 provide Welsh medium childcare and 8 provide bilingual childcare. Out of 29 childminders, 2 provide Welsh medium childcare and 3 are bilingual.
- In terms of wider trends, the majority of full day care providers, sessional day care providers and childminders do not feel there are currently sufficient places for 0-2-year-olds in their geographical area. The majority of childminders do not feel there are sufficient places for 3-4 year olds.
- From providers' responses, it appears that many services, Welsh provision and the majority of training is mostly available in the Rhyl area, particularly Denbighshire U002, limiting what childcare providers from other areas can access.

DRAFT

5. Outcomes from Parent Survey and Focus Groups

5.1 Context

The Welsh Government consulted with parents and carers across all Welsh LAs via an online Smart Survey which ran from 1st October – 31st October 2021. The intention of the survey was to understand the childcare needs of parents/carers with children aged 0-17, in particular their experiences of using registered services (i.e. services which are registered with Care Inspectorate Wales) and unregistered childcare (e.g. nannies, au pairs, activity/sports clubs etc.). 227 responses were received from parents/carers across Denbighshire County Council, representing 2.63% of all respondents across Wales.

The number of parent/carer responses decreased by 40% since the previous CSA. Moreover, the respondents to the online survey represent only a small proportion of the county's 96,021 residents and therefore the limitations of the data analysed below should be acknowledged.

To supplement the Welsh Government's survey and provide richer and more specific data on barriers to accessing childcare, Premier Advisory Group conducted focus groups and in-depth 1:1 interview on behalf of the Council with parents/carers across the county. As an independent research body, this was intended to give parents/carers the opportunity to openly share their views on childcare with the assurance that all data used to inform the report will remain anonymous. Specific focus groups were advertised to parents/carers who identified themselves as belonging to the following groups:

- Working parents and parents seeking work or training
- BAME parents
- Parents of children with ALN and/or disabilities
- Low-income families and unemployed parents
- Single parents
- Welsh speaking parents.

Parents were encouraged to sign up voluntarily through Eventbrite and the groups were advertised through social media, schools, Early Years settings and other relevant groups and organisations covering Denbighshire and Wales. The focus group sessions were held via Zoom over four separate dates. Where participation was not sufficient to run a particular focus group, 1:1 phone interview were held to ascertain parent/carer views on perceived barriers to accessing childcare. The findings from this additional consultation are fed into the analysis below.

5.2 Socioeconomic characteristics of responding parents

In terms of caring/parental responsibilities, the following responses were recorded when parents were asked which of the following best describes their household.

Response	Percentage of Total
I have sole responsibility for my children	18.1%

I share responsibility for my children with someone I live with	66.1%
I share responsibility for my children with someone I don't live with	10.6%
I am a parent to be	0.9%
I am a foster carer	3.1%
I am a grandparent	1.3%

As is shown above, most of the respondents share responsibility for their children with someone they live with, with 18.0% being lone parents. 3.0% were recorded as foster carers.

In terms of the employment/training status of respondents, the vast majority (80.6%) are currently employed, with 5.3% not in a job but looking for employment (see table below).

Looking for a job but not working yet	Percentage of Total
You	4.9%
Your Partner (If Applicable)	2.2%
Employed	Percentage of Total
You	80.6%
Your Partner (If Applicable)	59.5%
Self-employed	Percentage of Total
You	6.2%
Your Partner (If Applicable)	13.2%
In education or training	Percentage of Total
You	5.7%
Your Partner (If Applicable)	1.3%
Not working and not looking for a job	Percentage of Total

You	5.3%
Your Partner (If Applicable)	1.8%
Unable to work	Percentage of Total
You	5.3%
Your Partner (If Applicable)	1.3%

When asked what their gross household income is per week, the following responses were provided. Notably, a lot of responses were **not** provided for this.

Response	Percentage of Total
Prefer not to say	18.9%
Up to £100	0.9%
£100 to £149	4.4%
£150 to £249	2.6%
£250 to £349	7.1%
£350 to £499	10.1%
£500 to £580	9.3%
£581 to £ 750	12.8%
£750 to £999	14.5%
More than £1,000	12.8%

35 parents stated that they receive Childcare element of the Working Tax/Universal Credit, with a further 50 receiving Childcare Vouchers/Tax free childcare. 1 was in receipt of Childcare Grant for Students.

Response	Percentage of Total	Amount
----------	---------------------	--------

Childcare element of the Working Tax/Universal Credit	15.42%	35
Childcare Vouchers/Tax free childcare	22.03%	50
Childcare Grant for Students	0.44%	1
Employer contribution	0.00%	0

As detailed below, most respondents 95.2% respondents to the survey identified as Welsh/English/Scottish/Northern Irish/British, which is roughly in line with Denbighshire demographics (see Section 3).

Ethnicity of respondents

Response	Percentage of Total	Amount
Welsh/English/Scottish/Northern Irish/British	95.15%	216
White and Black Caribbean	1.76%	4
Asian	0.44%	1
Hungarian	0.44%	1
Portuguese	0.44%	1
White and Black African	0.44%	1
Japanese	0.44%	1
Srilankan	0.44%	1
African	0.44%	1

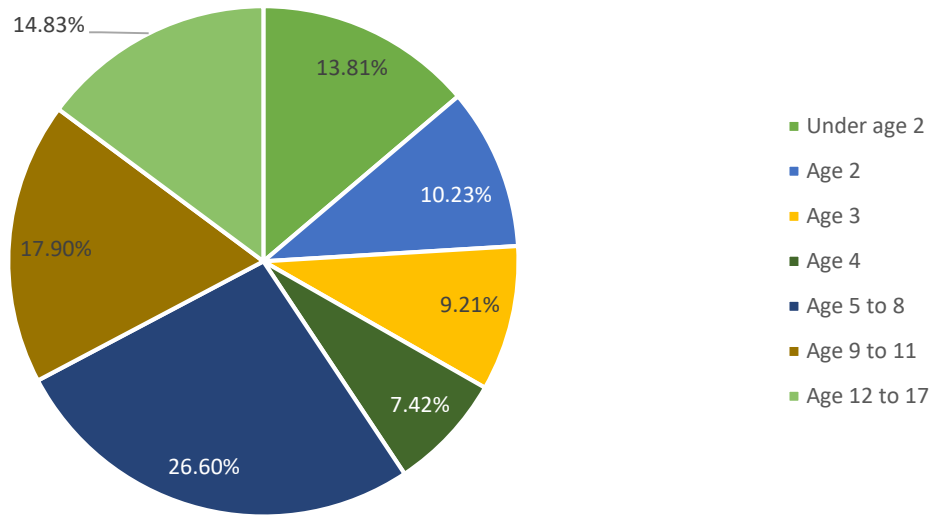
5.3 Current use of childcare

As is detailed below, close to half of responses were from parents with two children, with 30.4% from parents with one child. No responses were recorded from parents with seven children.

Response	Percentage of Total
Zero	10.6%
One	30.4%
Two	40.1%
Three	13.2%
Four	4.4%
Five	0.4%
Six	0.4%
Seven	0.0%
Eight	0.4%
N/A	0.0%

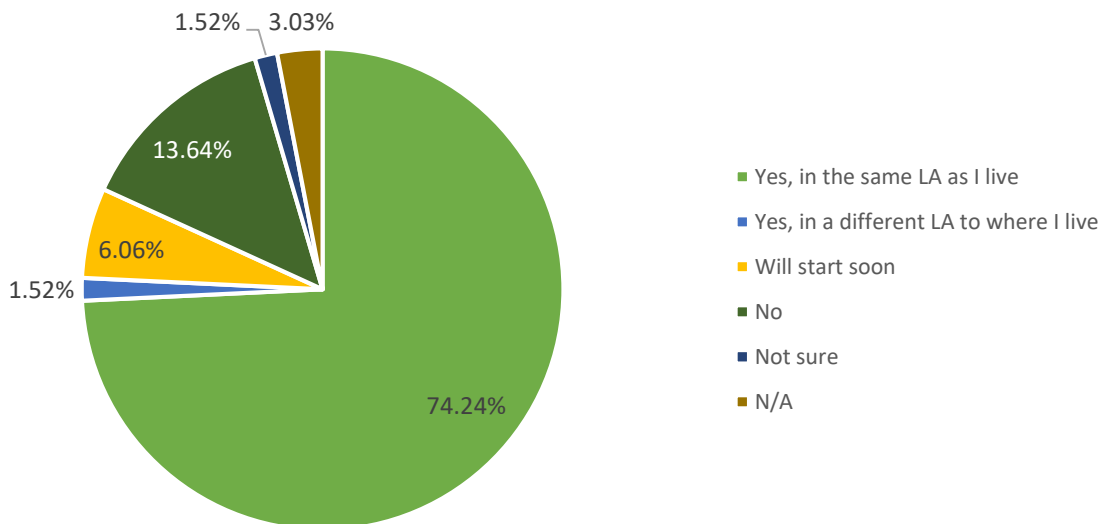
According to responses, parents had children covering a wide range of ages. As is shown below, the most common age group of children of respondents is ages 5-8, followed by children ages 9 to 11. The smallest group was children aged 4.

What are the ages of your child(ren)?



Parents were asked whether their child (ages 3-4) is currently accessing a funded early education place at a school or nursery. According to survey respondents, 74.2% are accessing such a place in the same LA as they live, with only one respondent indicating they access funded early education place in another LA.

Is your child(ren) age 3 or 4 accessing funded early education place at school or nursery?



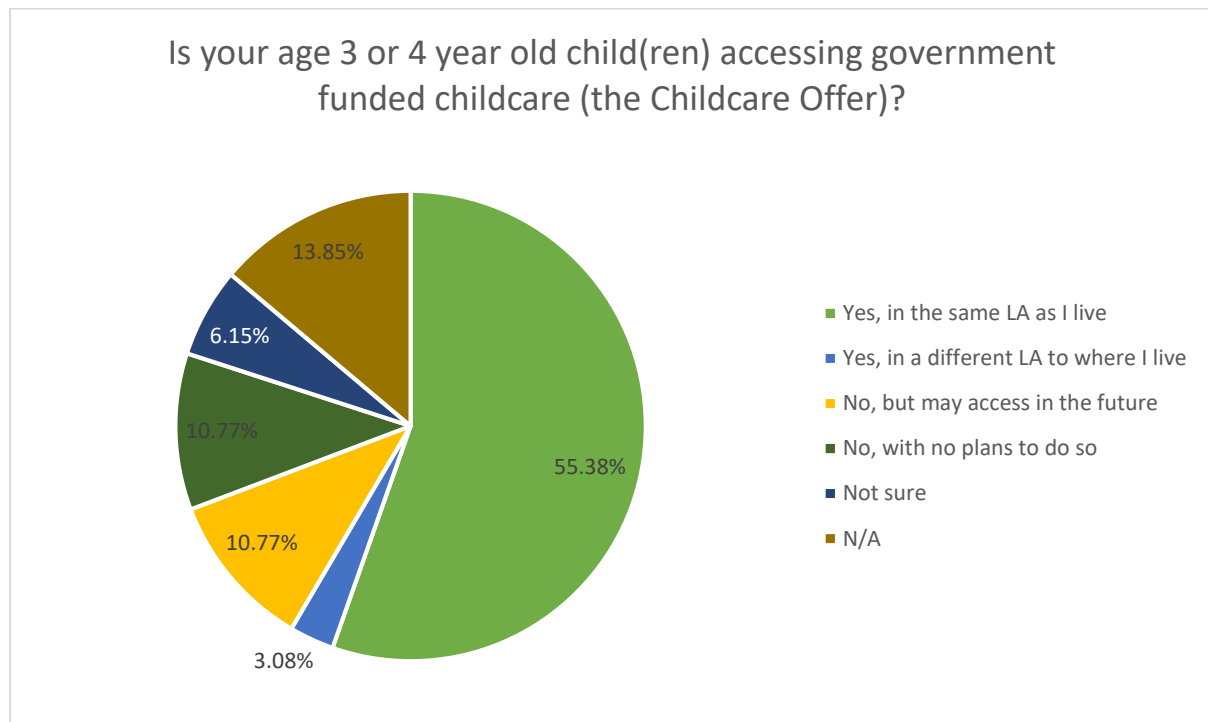
Parents were also asked if their 3- or 4-year-old is currently accessing government funded childcare through the Childcare Offer, of which 55.4% respondents indicated they do in the same LA as they

currently live. 10.8% indicated that they may access the Childcare Offer in the future, with 10.8% also having no plans to take up the offer. The following reasons were provided:

“Difficulty obtaining individual decision. Although there is general information on the internet it would assist if there was a clear contact for assistance/assessment.”

“Not entitled as retired and not working”

“Not eligible; one working parent”.



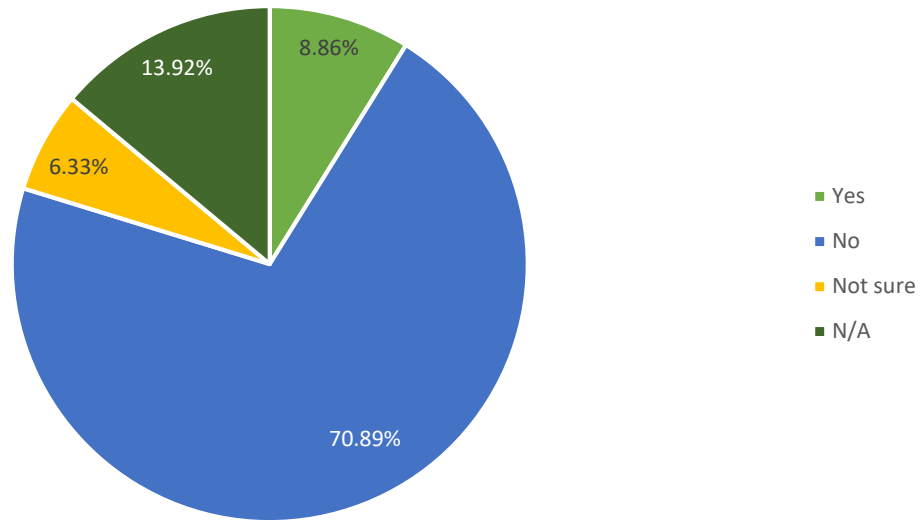
70.9% respondents stated that their 2- or 3-year old was not currently accessing Flying Start childcare, with 8.9% stating that their child is currently accessing such childcare. 6.3% were ‘not sure’.

When asked to elaborate, 7 respondents stated that they were not eligible or unable to access provision due to the area they were living in, with most of these respondents from the LL18, LL15 and LL16 postcodes. Parents voiced their concerns and disagreements with Flying Start eligibility. For example:

“Not entitled as retired and not working”

“Not in a flying start area”.

Is your age 2 or 3 year old child(ren) accessing Flying Start childcare?

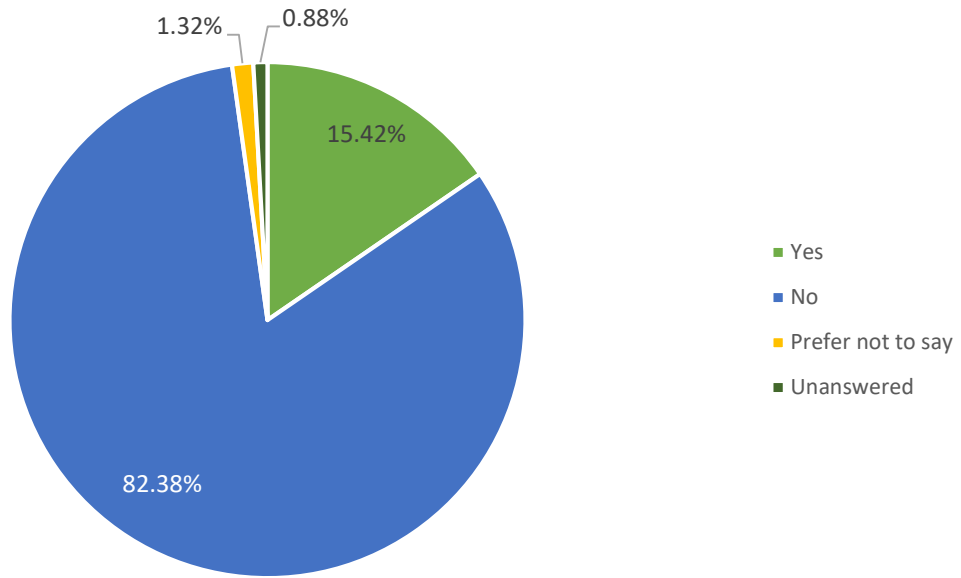


When asked whether they wish to access government-funded childcare when their child became eligible at age 3, response rates were low, with 83.3% respondents not answering. Of those who did respond, 37 said 'Yes', with only one respondent saying 'No'. For the respondent who said no, the following reason was provided:

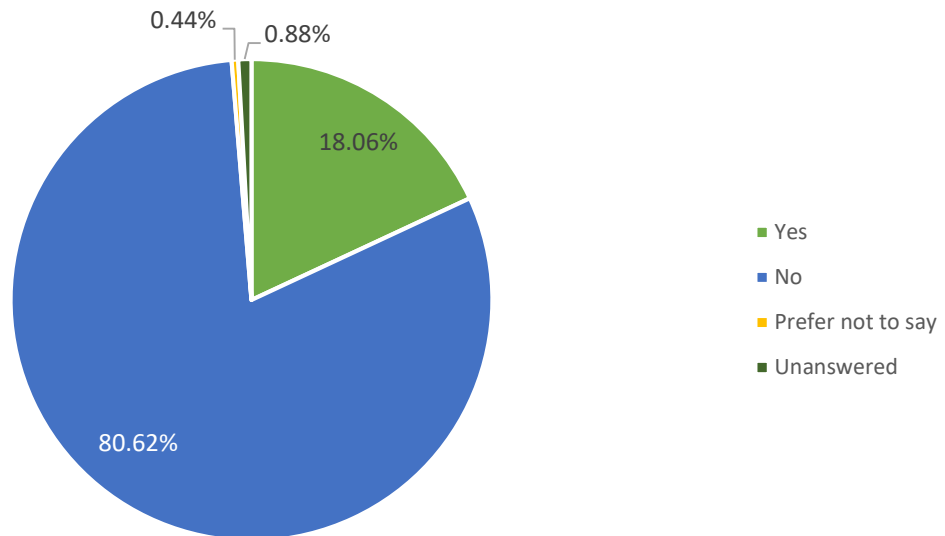
"My daughter was born in June and will not get the offer as she will start school in September (so it says on the website)".

In terms of Additional Learning Needs and/or disability or long-term illness, most parents who responded did not have a child with ALN or disability (see below). As is shown, 82.4% of parents do not have a child with a disability or long-term illness, whilst 80.6% parents do not have a child with ALN.

Do any of your children have a disability or a long-term illness?



Do any of your children have a special education need / additional learning need (they need additional support with their learning)?



In terms of the provision accessed by parents, a range of providers and types of childcare were listed as being accessed via the survey. As is detailed in the tables below, the most common childcare provision during both term-time and in the holidays is family/friends (unpaid), with private day nursery and school wraparound care the second most common.

Type of childcare/early education	Number of parents using type of childcare (term-time)
Childminder	15
Before School/Breakfast Club	66
After School Club	74
Private Day Nursery	73
School Nursery	19
Playgroup	16
Cylch Meithrin	21
Drop off Crèche	1
Nanny	2
Au Pair	0
Family/Friends (Paid)	9
Family/Friends (Unpaid)	92
None During Term Time	24

Type of childcare/early education	Number of parents using type of childcare (holiday)
Childminder	16
Holiday Care	32
Private Day Nursery	81
Pre-Prep (Private) School	0

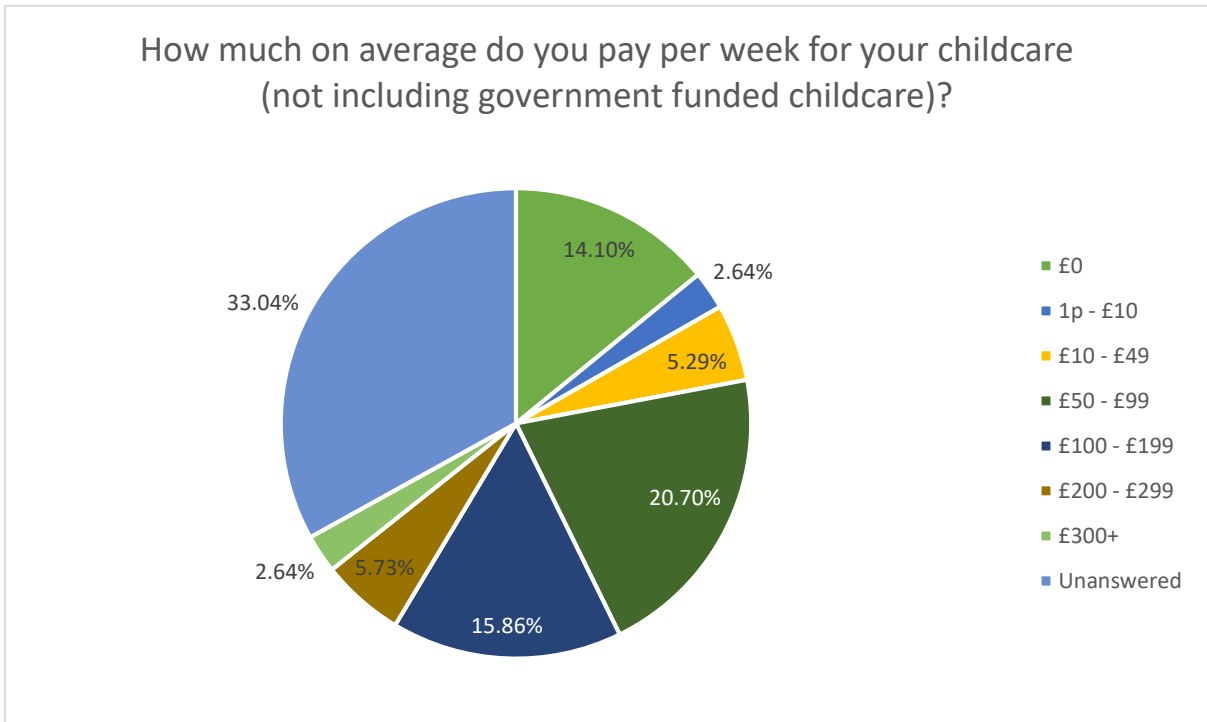
Playgroup	9
Cylch Meithrin	5
Drop Off Crèche	1
Nanny	1
Au Pair	0
Playscheme	10
Family/Friends (Paid)	11
Family/Friends (Unpaid)	15
None During School Holidays	35

When determining how many hours on average per week parents use childcare, the following table provides a breakdown of how many hours, on average, parents use childcare in Denbighshire. As is shown, on average parents use 19.1 hours of childcare per week in Denbighshire during term-time, and 22 hours per week during school holidays.

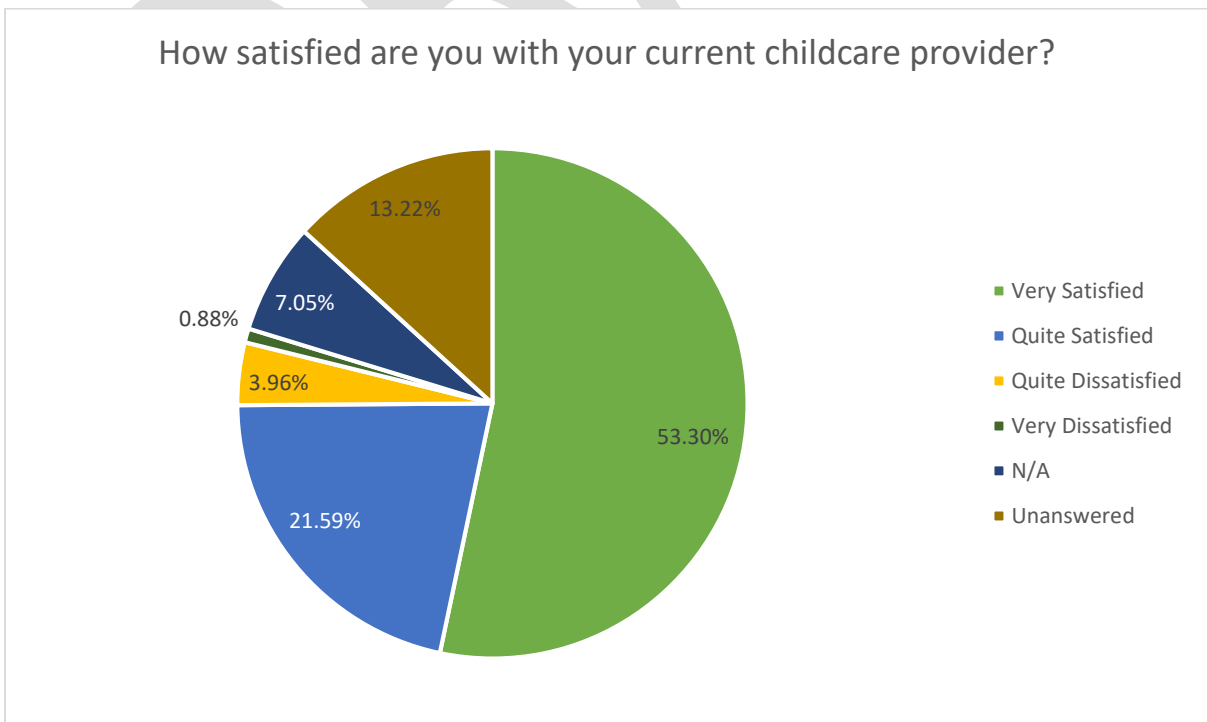
During term time	Average
At least (hours)	17.5
On average (hours)	19.1
At most (hours)	21
During school holidays	Average
At least (hours)	19.5
On average (hours)	22
At most (hours)	27.3

The majority of parents paid between £10 - £199 for their childcare each week. With a small percentage (2.6%) paying over £300. Those reporting that they were paying over £300 for childcare were located in the following wards:

- Rhyl South East
- Rhyl South
- Ruthin.



As far as the quality of provision is concerned, parents are mostly happy. As is shown below, 53.3% of parents were 'Very Satisfied' with their current childcare provider, with a further 21.6% 'Quite Satisfied', meaning 74.9% of parents are satisfied with their childcare provision. Only two respondents said they were 'Very Dissatisfied'.



Of those stating they were unhappy with their childcare arrangements, the following reasons were cited. As can be seen, affordability was the main issue, followed by flexibility.

Response	Percentage of Total	Amount
More hours available	5.0%	2
Extend opening hours - early morning	20.0%	8
Extend opening hours - evenings	17.5%	7
Extend opening hours - to cover weekends	10.0%	4
Extend opening hours - overnight care	2.5%	1
More flexible sessions	7.5%	3
More affordable	25.0%	10
Different locations	2.5%	1
Childcare that is better at meeting my child's additional learning needs	2.5%	1
Better quality provisions	7.5%	3
No improvements needed	0.0%	0

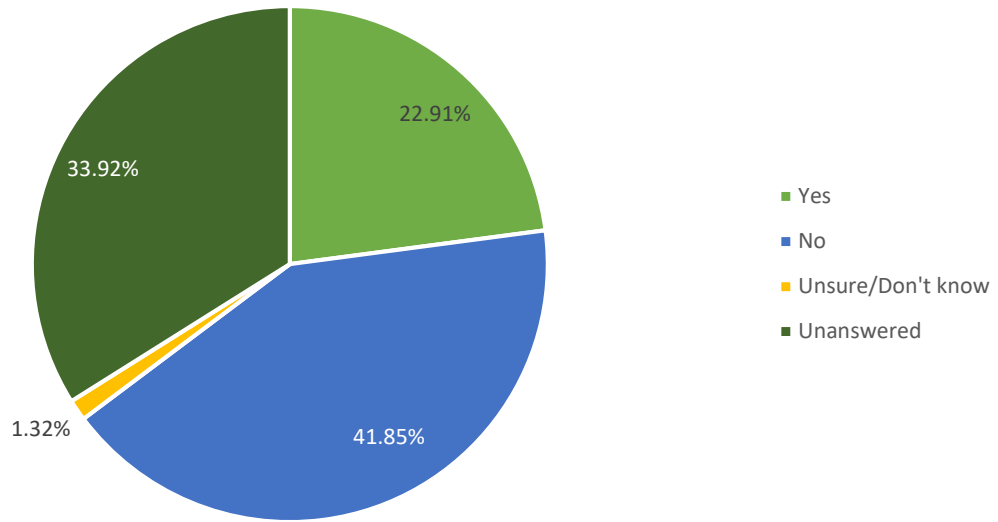
For parents not currently accessing childcare, a variety of reasons were provided, as detailed in the table below.

Response	Percentage of Total	Amount
My child is on a waiting list for a provider and we are waiting for a place to become available	0.0%	0
I use informal childcare such as a family member or friend	18.8%	24
I choose not to access any childcare	3.9%	5

I am a stay at home parent and have no need for childcare	5.5%	7
My children are old enough to look after themselves	7.8%	10
There is no childcare with sufficient quality	4.7%	6
There is no Suitable Welsh Language provision	0.8%	1
No suitable provision in our language, which is neither Welsh nor English	0.0%	0
The childcare available is not flexible enough for my needs	7.0%	9
The cost of childcare is too expensive	17.2%	22
Childcare times are unsuitable	5.8%	72
There is no childcare available that is suitable for my child's age	7.8%	10
There is a problem with transport	1.6%	2
There is no childcare where I need it to be	4.7%	6
There is no childcare that can cater for my child's specific needs	8.6%	11
I only use childcare on an ad hoc basis and it is impossible to plan	6.3%	8

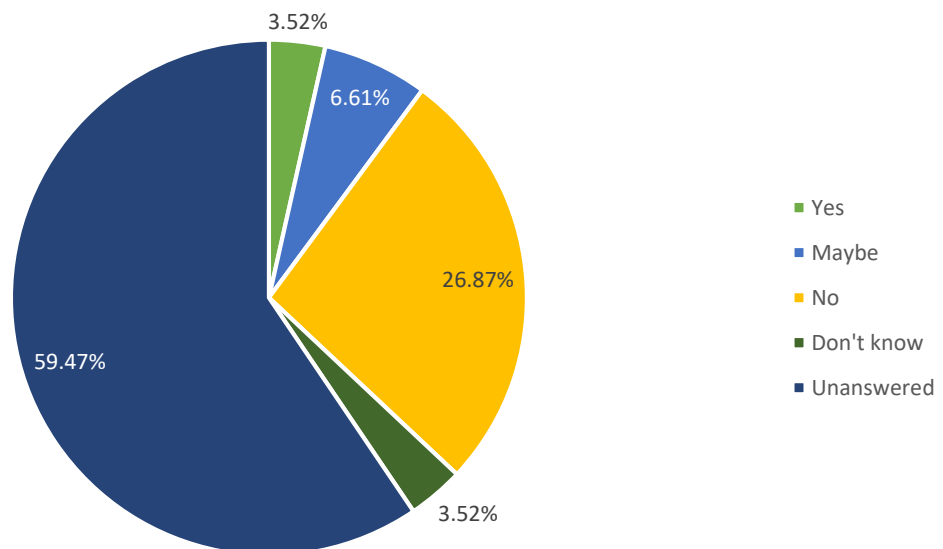
Parents were further asked whether they access childcare through the medium of Welsh, with the responses below provided.

Question 22: Do you access childcare through the medium of Welsh?



As is shown above, 22.9% parents access childcare via Welsh medium, with a plurality (41.9%) not accessing through this medium. For those who indicated 'No', 59.5% stated that they would like to access childcare through the medium of Welsh (see below).

If no, would you like to access childcare through the medium of Welsh?



In terms of barriers to Welsh medium childcare, the following factors were cited as the main issues parents were facing in accessing provision.

Response	Percentage of Total	Amount
Distance	20.5%	8
Availability	38.5%	15
Quality of Care	5.1%	2
Staff language capability	12.8%	5
Cost	12.8%	5
Insufficient hours of care	10.3%	4

Further to this, parents were asked whether they can understand, speak, read or write Welsh. According to the survey 104 recorded they could understand Welsh, with 74 stating they could speak, 69 read, and 56 write in Welsh.

Response	Percentage of respondents	Amount
Understand	45.8%	104
Speak	32.6%	74
Read	30.4%	69
Write	24.7%	56

Parents were asked to what extent they agreed with a range of statements when it came to their child's provision. Responses are detailed below:

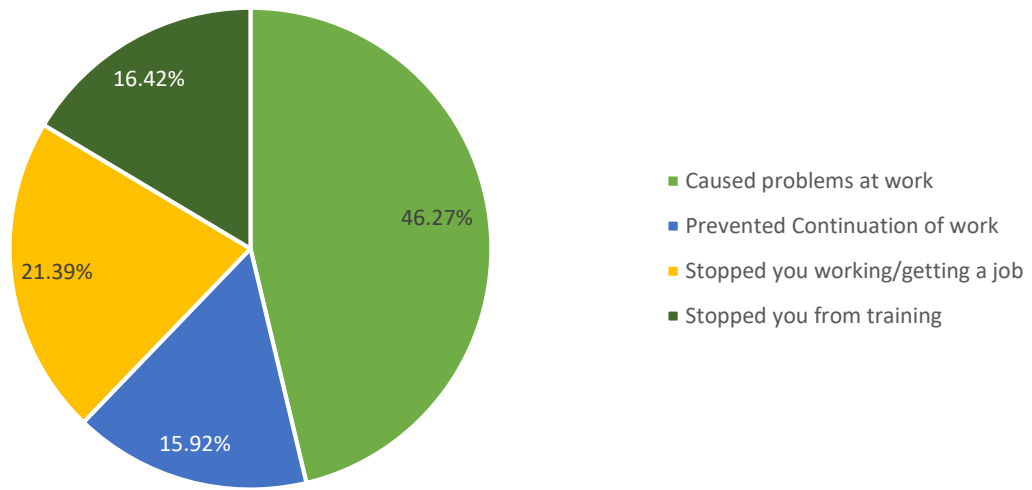
Statement	Strongly agree	Tend to agree	Tend to disagree	Strongly disagree	N/A
I am satisfied with my childcare in term time	116	60	14	4	33
I am satisfied with my childcare in school holidays	86	55	22	15	49

The quality of childcare is high	123	55	16	2	31
There is a good choice of childcare in my area	51	64	51	33	28
Childcare is well located	95	76	18	11	27
Childcare caters for my children's needs	109	62	11	13	32
I would like my child to attend more registered childcare	43	43	30	20	91
Childcare is too expensive	114	59	19	6	29
I would prefer to use family/friends for childcare	17	51	74	24	61
I have a problem with childcare arrangements that are unreliable (eg. cancel sessions at short notice)	3	2	6	11	39
Childcare is a barrier to me accessing employment or training	49	32	33	32	81
I know where to find out information about childcare	63	80	39	19	26
I know where to find out info on financial assistance for childcare	27	49	73	40	38

As the above table demonstrates, there are clear strengths in childcare provision, from a parent's perspective, alongside key areas for improvement. For example, parents are overwhelmingly in agreement that childcare provision is of a high quality, with parents very satisfied with their childcare in term time. However, a significant majority agree that childcare is too expensive.

Further, close to 50% of parents reported that childcare had caused problems at work, with a further 21.4% stating that childcare had prevented them from working or getting a job altogether (see below).

In the last year, have issues surrounding childcare affected you or your partner (if applicable) in any of the following ways (tick all that apply):



5.4 Demand for childcare

As part of the survey, respondents were asked to anticipate whether they will need more or less childcare in the next couple of years, for which the following responses were provided. Of those who were expecting to use less childcare, children being older was the most common response (4 out of 5), with one parent stating they will be expecting to work/study from home more. As mentioned, before, there was a notable number of non-responses here, suggesting a lack of certainty on the part of parents.

Response	Percentage of Total	Amount
More	33.5%	76
Less	20.7%	47
Stay the same	35.2%	80
Don't Know/Not Sure	10.6%	24

Of those expecting to require more childcare, most anticipated requiring after-school club, before school/breakfast club, closely followed by private day nursery (see below).

Response	Percentage of Total	Amount
Childminder	4.85%	11
Before School / Breakfast Club	18.50%	42

Private Day Nursery	17.62%	40
Playgroup	4.41%	10
Cylch Meithrin	5.73%	13
Drop Off Crèche	0.00%	0
Nanny	0.00%	0
Au Pair	0.00%	0
Pre-Prep (Private) School	0.00%	0
Holiday Club	11.01%	25
Family/Friends (Paid)	4.85%	11
Family/Friends (Unpaid)	14.54%	33
After School Club	18.94%	43
School Nursery	6.17%	14
N/A	0.44%	1

Finally, parents responding to the survey listed various challenges they had personally faced. A range of experiences were provided with the following cited as the main issues:

- Limited places/setting availability
- No, or limited, school wraparound care in their area
- Limited holiday care provision
- Affordability of childcare
- Limited flexibility of childcare
- Limited places/support for ALN/disabled children, in particular a lack of 1-1 access
- Limited Welsh medium provision (i.e. one parent said: 'The closest Welsh care is not in Denbighshire but over the border in Flintshire. Cylch meithrin Terrig have been fantastic')
- Limited breakfast club
- Limited provision for older children
- Limited access to funding (i.e. one parent said 'my address is on the wrong end of the road for flying start. The bottom of the road qualifies but our section doesn't so we are unable to access this next year.')

5.5 Barriers to childcare

Focus group with parents of children with ALN and disabilities:

Notes from session

Participants in the focus group felt as though the Council only seemed to consult parents when it is a statutory requirement, noting they have been down this road before.

Previously, parents could send their child to a provision, and they would supply one to one support for the child, however, nowadays it seems like their children are not getting the support they need. One participant noted how their child was at a provision and was placed into an activity that wasn't

age appropriate or suitable for children with ALN. Parents commented how they have seen advertised activity days at other special schools, and they felt as though it would be beneficial to have events and childcare such as that take place in their locality. Furthermore, holiday clubs could be provided by these schools as then they will be run by staff who are suitably trained and experienced in providing appropriate care.

Parents felt that the biggest barrier to accessing suitable childcare is that it is simply not there; there is no availability. Schools used to offer all sorts of activities and support to parents, but now if the parents want to access this provision for their children they have to go through a social worker. One participant mentioned how it is even worse outside of school as there is no care available outside school hours, weekends or holidays. Furthermore, there is no breakfast club or after school clubs available at the special provision schools, this means that parents get very little respite and their children are facing inequalities in regard to socialisation, due to the little support from other provisions. One participant stated that their child had been on the waiting list for specialist provision for nearly 6 years, and even now that they have been allocated a place, the provision does not cover the hours that the parent works. Some parents had to drop their hours at work to be able to provide childcare and some feel that childminders are not sufficiently trained to provide for children with ALN.

COVID-19 has made an already challenging situation worse; however, some parents feel that providers are using COVID-19 as an excuse to not provide for children with ALN, as provision was bad beforehand. Parents would be willing to pay for all sorts of provision, before and after school, holiday clubs etc., however there is nothing available. Participants commented that there is a big hole in the provision, with one parent noting that they faced a similar situation years ago in a consultation like this and nothing ever came from it. Parents feel ignored and isolated, and they are not happy that their children are facing loneliness due to lack of suitable provision. Participants stated that it is impacting their professional and social life, as they spend a large proportion of their time worrying about the wellbeing of their children and whether their needs are being met, the alternative is cutting back on their working hours even more but that is not financially viable for them.

Focus group with working parents:

Participants noted that they feel very positively about where they live; however, there has been a massive population growth and there is only one nursery in their local town and surrounding village. There is poor access to childcare in their village as not everyone can drive, and if they can it can take a 1-hour 45-minute round trip due to poor access. Participants agreed and added that the childcare fees in Denbighshire are also very high, they cannot increase the number of days their children are in nursery as they are unable to afford it. Further, because there is no competition for childcare, provisions can get away with it.

There is an issue with affordability combined with a lack of local provisions resulting in poor accessibility. One participant noted their struggle as they are a full-time student and do not qualify for the 30-hour childcare offer but cannot afford it as she is on minimum wage. There was another highlighted issue that some postcodes in the LA have access to free childcare irrespective of their income threshold. The bursary available does not take into account other financial factors and there

is a big gap in support for who qualifies for childcare; it does not consider nuances of individual situations.

Participants noted that Prestatyn has efficient childcare, but it is quite a distance for parents to travel. Denbighshire is rural with very minimal public transport and therefore, limited access to childcare. The lack of sufficient childcare provision coupled with poor accessibility results in expensive and unaffordable childcare. Participants heavily rely on family, and one noted that if they had none they would have to choose between work or childcare. Additionally, they felt like there was no incentive to go back to work after maternity leave due to the cost. Participants were in a consensus that the whole plan for childcare needs modernising. Working parents have limited options if their job schedules don't match working hours.

During the pandemic participants could work from home, but also had to look after their children which saved money but became very stressful as their working pattern did not change. When everything started to reopen, COVID rules further prevented childcare access, and this meant further disruption to work. The opening hours were cut further, and many had to move to different nurseries to fit with their schedules, which is unfair on their children. One participant did note that the pandemic strengthened the relationship between their childminder and themselves as parents, as they were so encouraging and felt that they provided more than the council did.

Participants expect childcare to worsen in the next 2-5 years in terms of accessibility. Young families are moving to the area and their closest primary school has just closed. The access to provision is static but the population is growing. It is difficult to get a place anywhere in childcare, one parent inquired when they were 7 months pregnant and could not get a place until 1 year later. Participants discussed how New Zealand have access to free childcare and wondered why it was not feasible here.

5.6 Key findings from the parent survey

- Parents are overwhelmingly happy with their current childcare provider; however, concerns were expressed around affordability of childcare, as well as limited flexibility and accessibility
- There is a lack of 1-1 support and provision in general for ALN children, with parents feeling provision is inaccessible, with their needs not being adequately considered by the local authority
- Affordability is a major issue, in many instances preventing women from returning to work after maternity leave
- Denbighshire's geography makes childcare very inaccessible due to the distance required to travel to even the closest available setting.

6. Outcomes from School Surveys

6.1 Context

To support understanding around wraparound provision across the county, we surveyed primary and secondary school pupils from across Denbighshire via a short, online, anonymous survey, alongside an additional survey for headteachers of a range of settings across the county. The surveys were predominantly based around after-school club provision, with questions regarding access, availability, affordability and quality of wraparound care. The findings from each survey are detailed below.

6.2 Primary school survey

In total, 140 pupils completed the online survey across the county. The year group of each respondent is detailed below; as is shown, the most respondents were in Year 5 at 34.3%, with the fewest respondents in Year 6.

Response	Percentage of Total	Amount
Year 1	17.14%	24
Year 2	9.29%	13
Year 3	11.43%	16
Year 4	20.71%	29
Year 5	34.29%	48
Year 6	7.14%	10

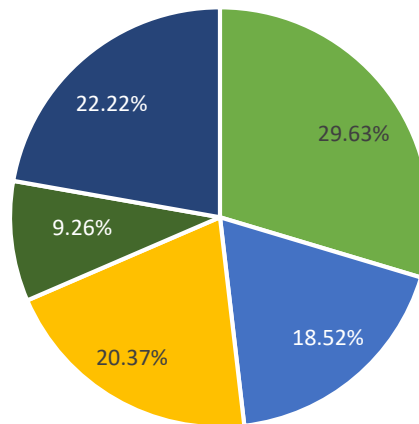
Availability of after school club provision

According to survey responses, the vast majority of pupils go to school where there is after school club provision. Of the 140 pupils, 85.2% responded 'Yes' when asked if their school has an after-school club. The numbers attending after-school clubs were much lower, however, with only 43.1% stating that they attend their after-school club. Of the 74 respondents who said that they did not go to an after-school club, 47 said the reason is because a parent/carer collects them, with a further 5 being collected by a family member. Other reasons provided were 'I don't want to go to after school club', 'I go to a sports club' and one child responding that there were after school clubs available but not for children in year 3.

Attendance of after school clubs

When asked how many days a week that they attended an after-school club (out of those who attend), the following responses were provided:

If you said 'Yes I do go to after school club', how many days a week do you go?



■ 1 Day a week ■ 2 Day a week ■ 3 Day a week ■ 4 Day a week ■ 5 Day a week

As is shown above, 29.6% of pupils accessing an after-school club attended one day a week, followed by 22.2% who attended five days a week.

In terms of the reason(s) for attending after school club, most children stated that it was because their parents are in work (see table below).

Response	Percentage of Total	Amount
My parents are in work	71.15%	37
My friends go there	1.92%	1
I like going to after school club	17.31%	9
Other	9.62%	5

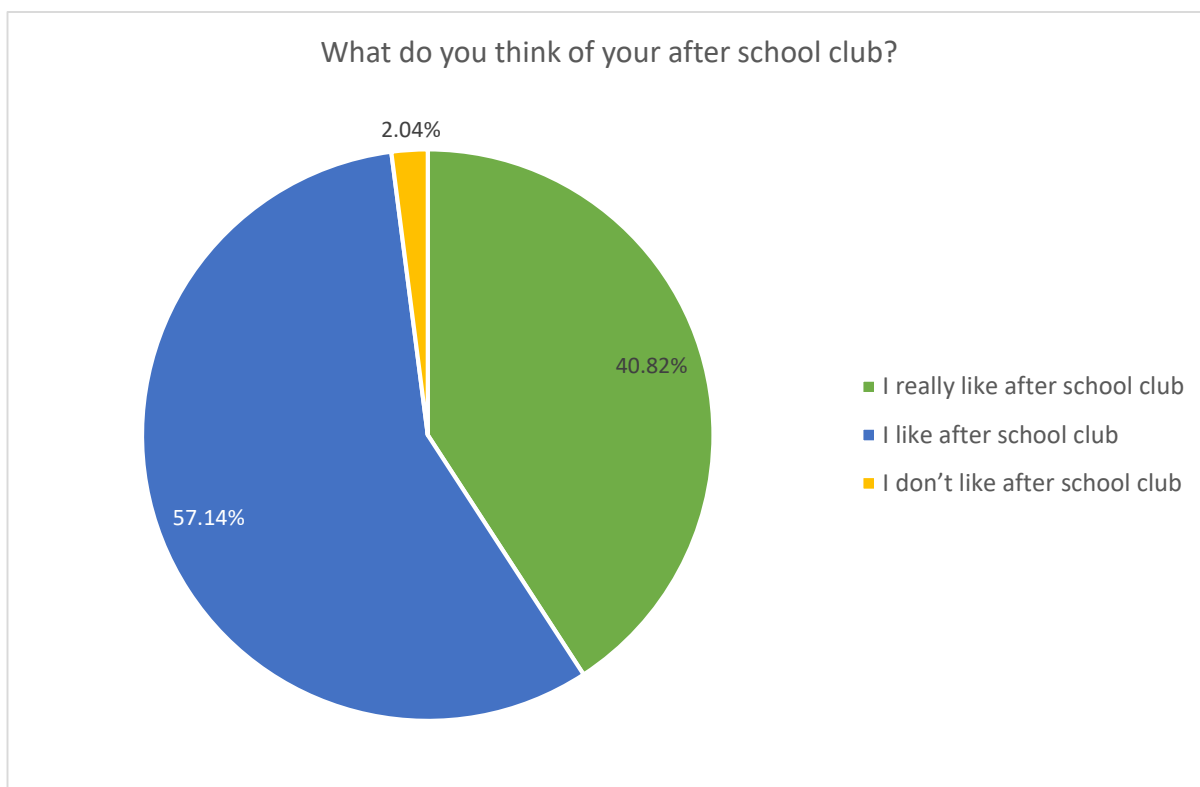
For those indicating 'Other', reasons listed were due to them enjoying the activity being offered such as football or karate.

Enjoyment of after school provision

Of those who attend their after-school club, the vast majority of children like, or really like, the provision. In fact, only 1 respondent out of 49 indicated that they don't like their after-school club, whilst 20 respondents indicating they really like after-school club.

Reasons for enjoying the after-school club were listed as:

- Friends/the people attending
- The activities offered at the club, with sport particularly popular
- The after-school club allowing parent/parents to work
- The staff.



After school club activities

A wide range of activities were provided when children were asked 'what activities do you like doing at after school club?'. These include:

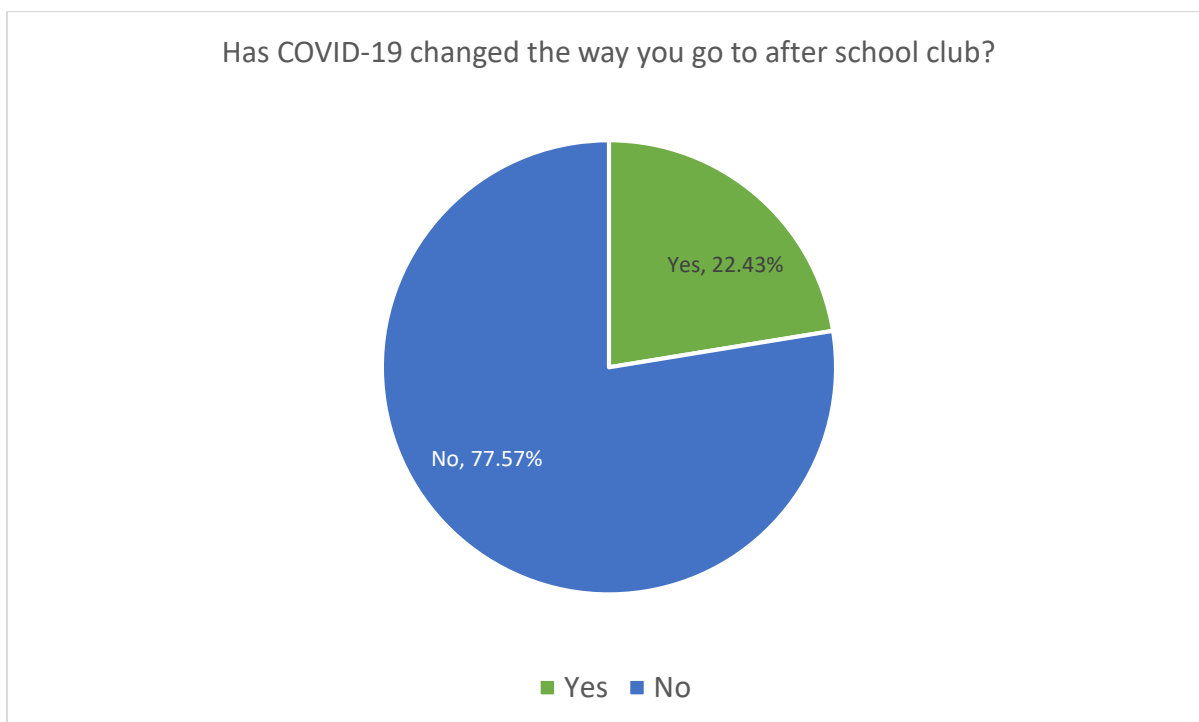
- Arts and crafts, including drawing and colouring in
- Eating food and having snacks
- Playing games and playing with toys
- Playing outside
- Baking
- Sports (particularly football but rugby and pool also mentioned)
- Playing with computers and video games.

When asked what activities children would like to do at after-school club, a range of activities were mentioned, including the following:

Response	Times mentioned
Arts and crafts	22
Dance/drama/music	9
Football	15
Board game/games/gaming	7
Watch films	1
Baking/cooking	3
Other sporting activities (e.g. netball, climbing, gymnastics)	22
Coding	3

Outdoor activities (i.e. gardening)	6
Reading/homework/learning foreign language	5
Welsh club	1
Sewing club	1
Debating club	1

COVID-19 appears to have altered the way that a small minority of children go to after-school club but not the majority (see below). 22.4% of respondents indicated that COVID-19 had changed the way they go to after-school club, with 77.6% stating there has been no effect.



Various reasons were stated for the change in how children access after-school clubs, with the following listed as the most common:

Response	Times mentioned
Social distancing/bubbles	4
Closure or reduced hours	9
Change in parent working pattern so attending less	3
Concern about getting COVID-19	1
Changed to outdoor setting	2

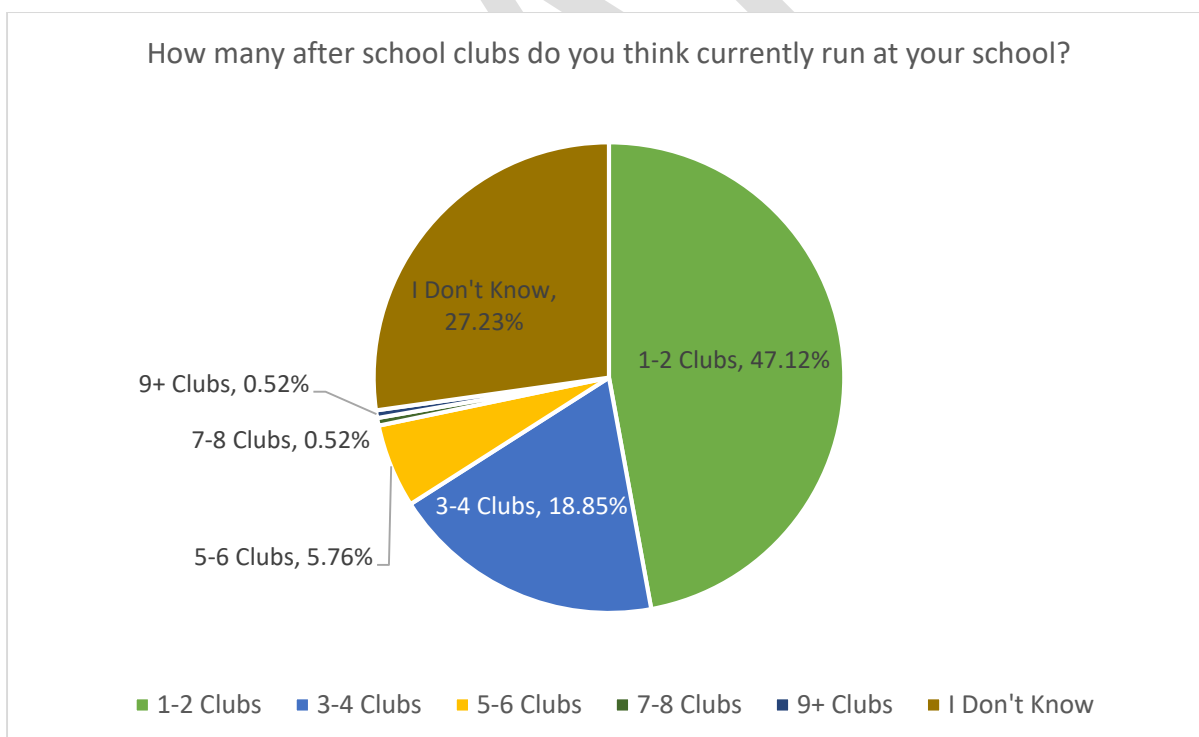
Additional comments provided at the end of the survey expressed that parents would like to see more after school clubs. Cool Cats was also mentioned as an excellent provision for children that received praise.

6.3 Secondary school survey

In total, 192 pupils completed the online survey across the county. The year group of each respondent is detailed below; as is shown, the most respondents were in Year 7 at 30.2%, with the fewest respondents in Year 13.

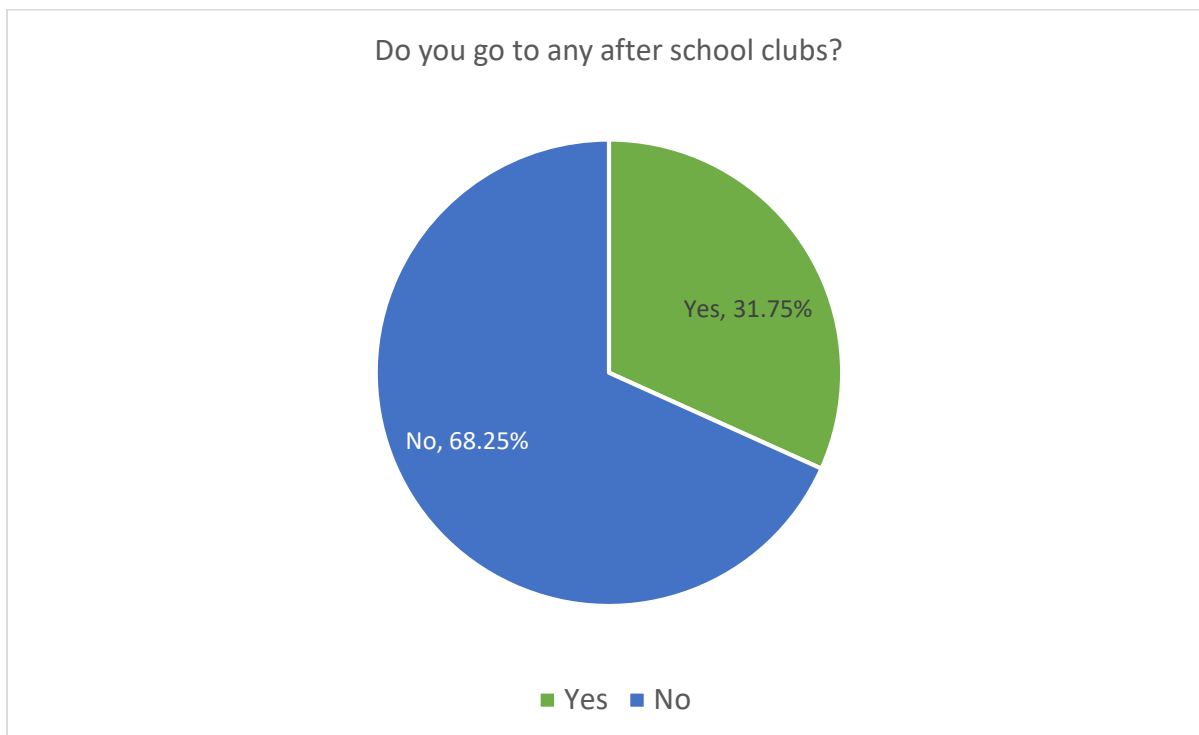
Response	Percentage of Total	Amount
Year 7	30.2%	58
Year 8	15.6%	30
Year 9	15.6%	30
Year 10	15.1%	29
Year 11	9.4%	18
Year 12	9.9%	19
Year 13	4.2%	8

According to survey responses, 27.2% of 192 pupils, do not know if there are any after-school clubs provided at the school, with 47.1% stating there are 1 or 2 clubs. The least common response was 7-8 clubs and 9+ clubs with 1 respondent each.



Attendance of after school clubs

The majority of survey respondents do not attend any after-school clubs, with 68.3% stating they do not go to any after-school provision (see below).

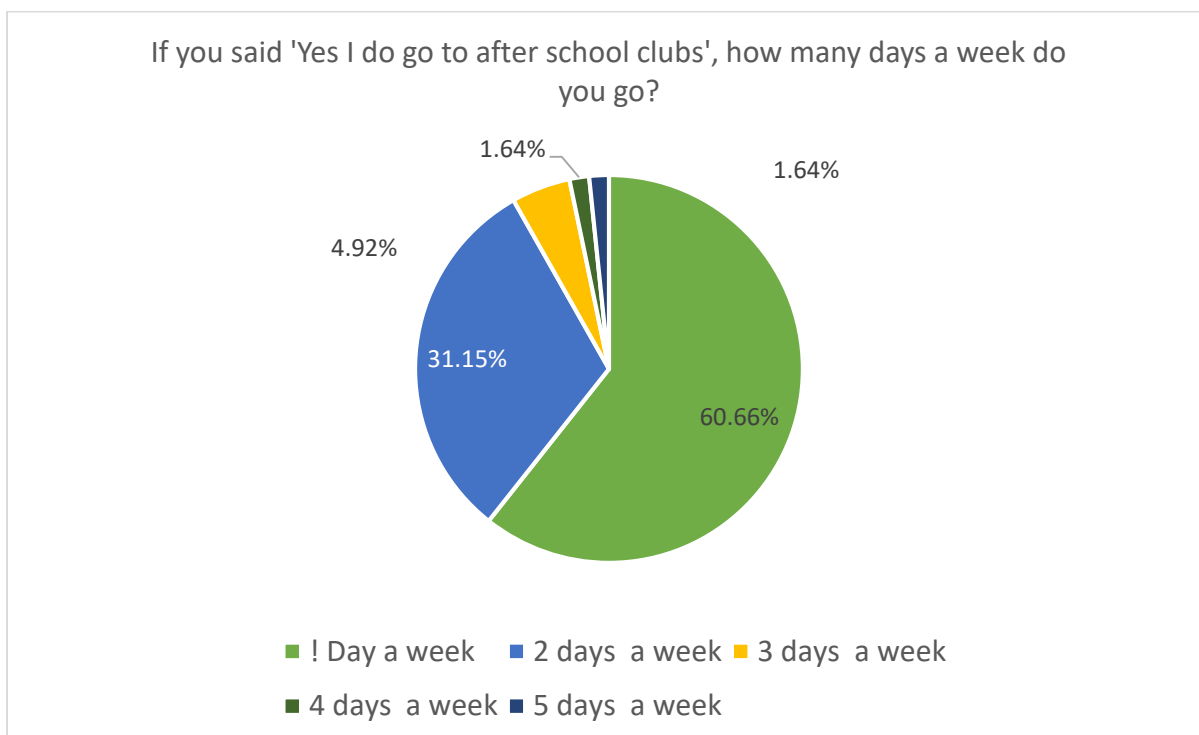


In terms of the reason(s) for attending after school club, most young people stated that it was simply because they did not want to attend (see table below).

Response	Amount
I don't want to go to any after school clubs	39
I go home with a parent/carer	20
I go to a club not run by the school	12
I go to a sports club	4
I hang out with friends where I live	5
I have to catch the bus home	22
Other	29

For those indicating 'Other', reasons listed were due to not liking the available provision, a lack of time, and other personal priorities.

Of those who attend their after-school club, the vast majority (60.7%) attend only once a week. Only 1.6% attend 4 and 5 days a week, respectively.



Reasons for attending an after-school club were listed as follows:

Response	Percentage of Total	Amount
I like going to after school clubs	53.3%	32
My friends go there	26.7%	16
Other	20.0%	12

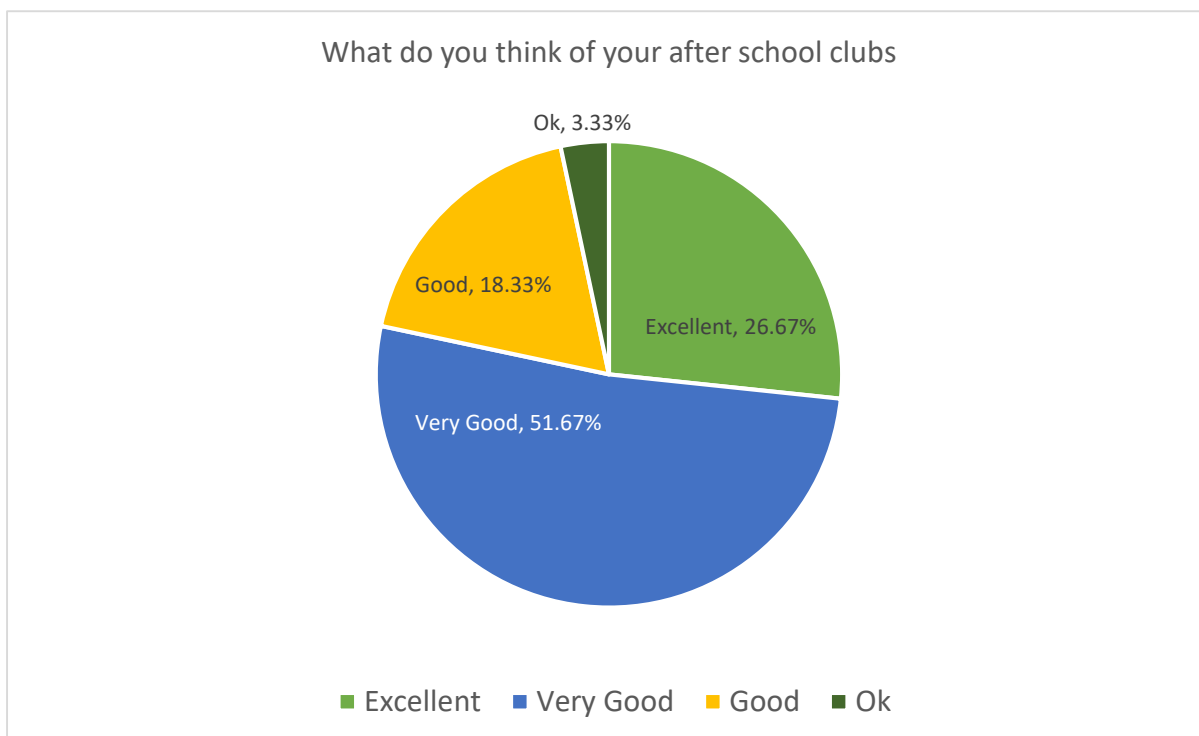
Types of after school clubs provided

A diverse set of answers were provided in response to the question: 'Which after school clubs do you go to?'. As is shown below, 5 x 60, football, netball, hockey and art club are the most common after-school clubs accessed by pupils in Denbighshire secondary schools.

Response	Amount
Rugby	8
Football	9
Netball	6
Art club	9
Swimming	2

5 x 60 (sports club)	14
Performing arts	1

Pupils view on after school provision



Of those who attend an after-school club, the overwhelming consensus was that provision is Very Good or Excellent, with no respondent indicating that their after-school club is 'Poor' (see above). Three individuals responded that their after-school club needs more sport provisions.

When asked 'what activities would you like to do at after-school club', an extensive range of activities were provided.

Response	Percentage of Total	Amount
Rugby	6.4%	32
Football	8.0%	40
Hockey	3.8%	19
Netball	8.0%	40
Drama	5.2%	26
Gymnastics	3.4%	17
Computer Club	3.4%	17

Cooking	8.0%	40
Arts and Crafts	11.0%	55
Singing	2.8%	14
Beauty Club	3.8%	19
Fitness Club	5.0%	25
Homework	3.4%	17
Film Making	5.0%	25
Mountain Biking	3.2%	16
DJ Skills	3.0%	15
Just somewhere to relax after school	9.6%	48
Other (written in next sheet)	6.6%	33

Of those who wrote 'Other', the following responses were provided:

Response	Amount
Badminton	2
Dodgeball	5
Basketball	6
Javelin	1
Book club	1
Mountain biking	1
Skiing	1

The pandemic's impact on after-school provision

COVID-19 has, for many pupils, had a significant impact on their experience of after-school clubs. Although the most common response to 'How has COVID-19 changed your experience of after school clubs?' was 'has not changed', this was often from pupils who were not attending after-school clubs anyway. Many pupils indicated that COVID affected mindset to activities, or that there had been an outright reduction or closure of clubs.

Response	Times mentioned
Reduced quality	6
Changed mindset to activity and clubs	7
Closure or reduction in clubs and activities	12
Concern about getting/passing on COVID-19	3
Cannot mix with other peers	3
Wearing masks	4
Hasn't changed	12
Don't know/unsure	8

Additional comments provided at the end of the survey include:

- 'I feel like roller skating isn't advertised as much as other sports and would be far more popular if people had the facilities; for instance, a set time and a place to skate that is available to everyone after school.'
- 'Other clubs could be arranged so that they could teach a range of the curriculum.'
- 'We need a larger variety of up-and-coming sports e.g., Mountain Biking.'

6.3 Headteacher survey

In total, 43 responses were received for the headteachers' online survey from across the county, with responses received from 38 schools listed below.

Ysgol Caer Drewyn & Ysgol Carrog	Ysgol Bryn Collen (x2 responses)
Prestatyn High	Ysgol Plas Cefndy
Ysgol Emmanuel	Ysgol Twm o'r Nant
Ysgol Llywelyn	Ysgol Cefn Meiriadog
Ysgol Clawdd Offa	Bodnant Community School
Ysgol Tremeirchion	YSGOL Y PARC
Ysgol Dyffryn Ial	Ysgol Bryn Hedydd
Ysgol Melyd	Ysgol Dyffryn Ial
Rhos Street	Ysgol Bro Cinmeirch
St. Brigid's School	Gellifor and Bryn Clwyd
Ysgol Tremeirchion	Ysgol y Castell
Y Faenol	Ysgol Christchurch
Ysgol Carreg Emlyn	ysgol Llanfair DC
Ysgol Borthyn	sfca
Ysgol Clawdd Offa	Ysgol Trefnant

Ysgol Esgob Morgan	Frongoch
Ysgol Bodfari	St Asaph VP Infant School
Ysgol Bro Dyfrdwy	Ysgol Tir Morfa
Rhyl High School (x3 responses)	Name not provided

The total responses per ward are detailed below; as is shown, the most respondents were from schools in Rhyl South East and Rhyl South West at 4, followed by Denbigh Lower and Tremeirchion at 3. No Responses were recorded from Denbigh Lower, Dyserth, Prestatyn Meliden, Prestatyn North, and Rhyl West. One headteacher did not provide their postcode.

Denbighshire Wards	Headteachers
Bodelwyddan	1
Corwen	2
Denbigh Central	0
Denbigh Lower	3
Denbigh Upper/Henllan	0
Dyserth	0
Efenechtyd	2
Llanarmon-yn-Ial/Llandegla	2
Llanbedr Dyffryn Clwyd/Llangynhafal	2
Llandrillo	1
Llandyrnog	1
Llanfair Dyffryn Clwyd/Gwyddelwern	1
Llangollen	2
Llanrhaeadr-yng-Nghinmeirch	1
Prestatyn Central	1
Prestatyn East	1
Prestatyn Meliden	0
Prestatyn North	0

Prestatyn South West	2
Rhuddlan	1
Rhyl East	1
Rhyl South	2
Rhyl South East	4
Rhyl South West	4
Rhyl West	0
Ruthin	2
St. Asaph East	1
St. Asaph West	1
Trefnant	2
Tremeirchion	3
Not provided	1

Headteachers were asked whether any of the following provision were currently in operation at their school at the time of answering the survey. Results are detailed in the table below.

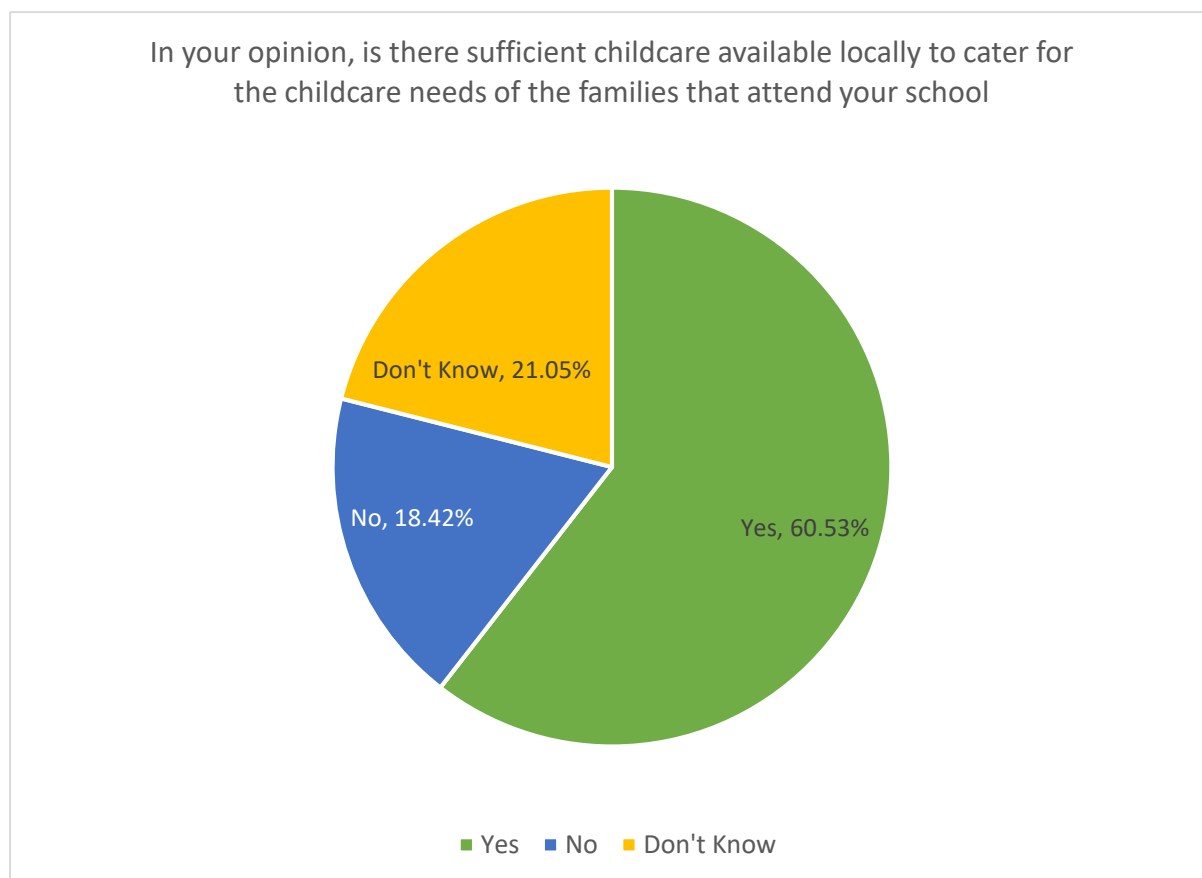
As is shown below, 85.4% of schools are currently providing free breakfast club, with 63.4% providing an after-school club. However, only around a third of schools are providing holiday childcare and playgroup, with just over a third providing wraparound and paid for breakfast group and only 4.88% of schools are providing Flying Start.

Type of provision	Currently provided at school?	Percentage providing
After-school childcare	26	63.41%
Wraparound childcare	16	39.02%
Playgroup	14	34.15%
Holiday childcare	14	34.15%
Free breakfast club	35	85.37%
Paid for breakfast club	16	39.02%
Flying Start	2	4.88%

Headteacher views on childcare sufficiency

Headteachers were asked if, in their opinion, there is sufficient childcare available locally to cater for the childcare needs of families that attending school. Responses illustrate that a majority think that

there is sufficient childcare available. However, 21.1% are also unsure of whether there is sufficient childcare, suggesting a knowledge gap for some Denbighshire schools.



Comments on childcare provision

When asked to provide further comments, many respondents indicated that there was insufficient childcare availability to meet demand due to settings already being full; nurseries, childminders and Cylch Meithrin/wraparound provision were all mentioned as being oversubscribed. Equally costs were mentioned as an issue. A respondent from Corwen stated that:

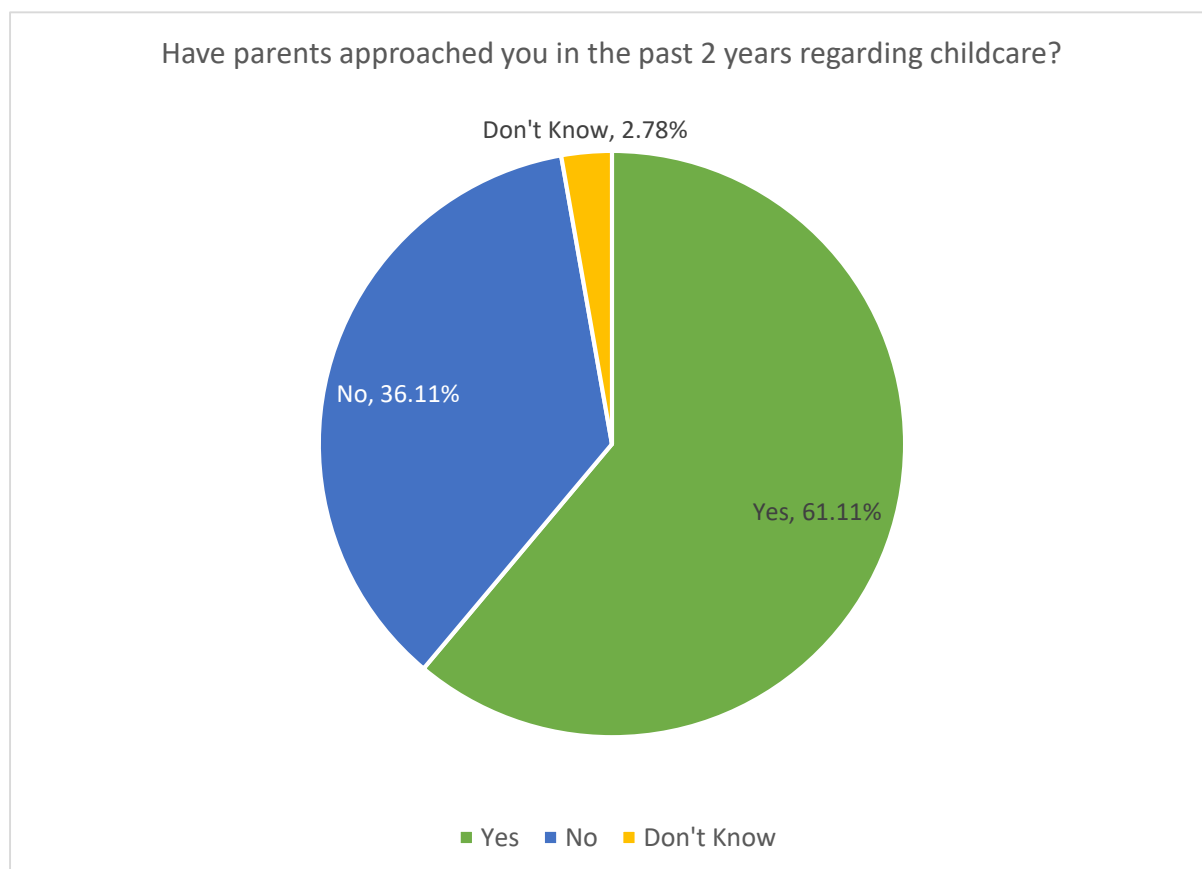
“Only one childcare provider in the local area but they will not collect any nursery pupils from schools and their charges are one of the highest in Denbighshire”.

Numerous headteachers highlighted lack of capacity or resources as the main reason they were unable to provide childcare. A respondent from Denbigh said that:

“We would hugely benefit from being able to offer wraparound care. At the moment though we just cannot afford it.”

While another from Prestatyn expressed concerns that their inability to provide childcare, due to lack of capacity, would mean they would lose pupils:

“We have a limited number of places in playgroup due to the availability of space in the building. We have a waiting list and long-term, it concerns me that we may lose pupils to our school as parents are unable to get wrap around care at YCO.”



In the prior two years, 61.1% of headteachers had been approached by parents regarding childcare provision. Ten responses mentioned parents requesting after-school or wraparound care, with two requesting full day care and six requesting additional information or support around non-school childcare including day nurseries and childminders in the area.

However, one respondent noted they had trialled holiday provision, based on demand from parents, but it saw very little up take when implemented:

“Parents approached school about holiday provision. We did a parent survey. 51 parents said they wanted holiday provision. We offered an afternoon as a test and 3 parents took up the offer”

Another respondent noted how they had to close their after-school club, due to COVID-19, and it is now run by a private provider:

“We used to run an after-school club and during Covid we closed it. It is now run by a private provider. This was the most requested childcare.”

68.6% of headteachers asked do not have available space within their school to develop childcare provision (see below), with 14.3% stating they do not know. Only 17.1% said there was available space.

Response	Percentage of Total	Amount
Yes	17.14%	6
No	68.57%	24
Don't Know	14.29%	5

Of those who indicated there was enough space, six stated that there was sufficient space to build new facilities for childcare within their school but they either lacked funding or would need approval from the council before they could provide it.

With regards to the affordability of childcare, respondents provided a range of responses to the likelihood of families taking up childcare if it was offered. Eight responses listed affordability as a major issue affecting demand; if provision was free, or at least cheap, they would expect high demand. Fourteen headteachers stated there would be continued, or even increased demand, if more childcare provision was made available. Three indicated that there would not be enough demand either due to already existing local provision or there being insufficient demand.

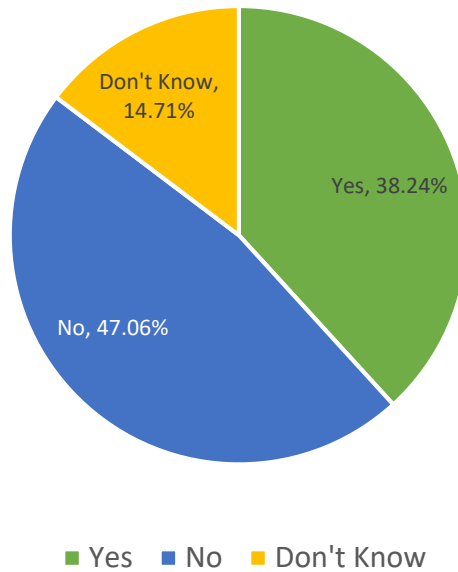
COVID-19's impact on childcare provision

In terms of the impact of COVID-19, the impact on childcare provision was mixed. Twenty respondents indicated that childcare provision is now unaffected, although ten of these mentioned COVID-19 having a temporary impact on provision. Thirteen respondents indicated that provision has been reduced, with eight of these responses mentioning staffing as the key reason. One respondent reported that the pandemic had a big impact on the schools playgroup stating:

“Numbers are lower than before pandemic. Financially the pandemic impacted very negatively on playgroup due to playgroup staying open during the Spring term 2021 when very few learners attended due to older siblings not attending school. “

When asked if they have noticed any trends in the demand for childcare over the past two years, 47.1% responded no, with 38.2% responding yes; 14.7% did not know. Of those stating 'yes', four expressed the opinion that increased demand was due to both parents working and this being more common than in the past. One respondent noted a severe decline in demand for childcare over the past 2 years since Covid.

Have you noticed any trends in the demand for the childcare your school offers in the past 2 years?



Finally, additional comments made at the end of the survey touched on a variety of pressing issues facing each locality. One respondent expressed staffing concerns over Welsh Government proposals for longer school days and shorter holidays, as teachers had voiced that they were unwilling to work longer hours and receive fewer holiday time. The headteacher agreed with their teachers, stating that they felt teachers could not be expected to accept new hours without pay review.

One respondent from Tremeirchion stated that:

“We are unable to provide playgroup sessions all day due to staff unavailability and funding. Playgroup opens from 12:30 to 15:10. With more staff we could provide more spaces for longer periods of time”

Another from Trefnant, expressed eagerness for the council to visit their school in order to speak with the headteacher about approving plans to mobilise space within the school for providing childcare, leaving their name on the survey.

Finally, one respondent from Rhyl wanted to highlight the need to provide more after school clubs and holiday provision for pupils with complex medical needs.

6.5 Key findings from school surveys

4. After school clubs are popular and broadly well-attended at primary and secondary school phases
5. After-school club provision is vital for primary school children, with a lot of parents relying on this provision in order to work
6. Some children have noticed impact of COVID-19 on provision, albeit only a small minority of primary-school age children, with headteachers also acknowledging the strain this has had on resources

7. Free breakfast clubs are provided a very large number of settings, alongside nearly two thirds of schools providing after-school care
8. Headteachers, on the whole, believe there is sufficient provision available locally to meet demand for childcare; however, a lot of headteachers are still being approached by parents looking for additional provision.

DRAFT

7. Outcomes from Stakeholder and Employer Surveys

7.1 Context

As part of consultation, we surveyed stakeholders (including members of Denbighshire County Council and CWLWM partners), to gain a fuller understanding of childcare provision across the county. Surveys asked respondents to provide their opinion across a range of areas including accessibility for certain types of parent/family, alongside their view of how childcare could be improved in Denbighshire. Additionally, employers across Denbighshire were surveyed for their views on childcare provision and how the council could best support employers to meet the needs of working parents.

7.2 Stakeholder survey

Response	Percentage of Total	Amount
Elected member	29.6%	8
Representative of one of the CWLWM partners	18.5%	5
Representative of other LA department/organisation/group	40.7%	11
Prefer not to say	7.4%	2
Representative of Denbighshire Family Information Service	3.7%	1

A total of twenty-seven stakeholders completed the survey, with five respondents from CWLWM partners, eleven from another LA department/organisation/group, eight elected members and one from Denbighshire's FIS. Two preferred not to say. Of those from CWLWM partners, there were responses from each of the following:

- Clybia Plant Cymru Kids' Clubs
- NDNA
- Early Years Wales
- Mudiad Meithrin
- PACEY Cymru.

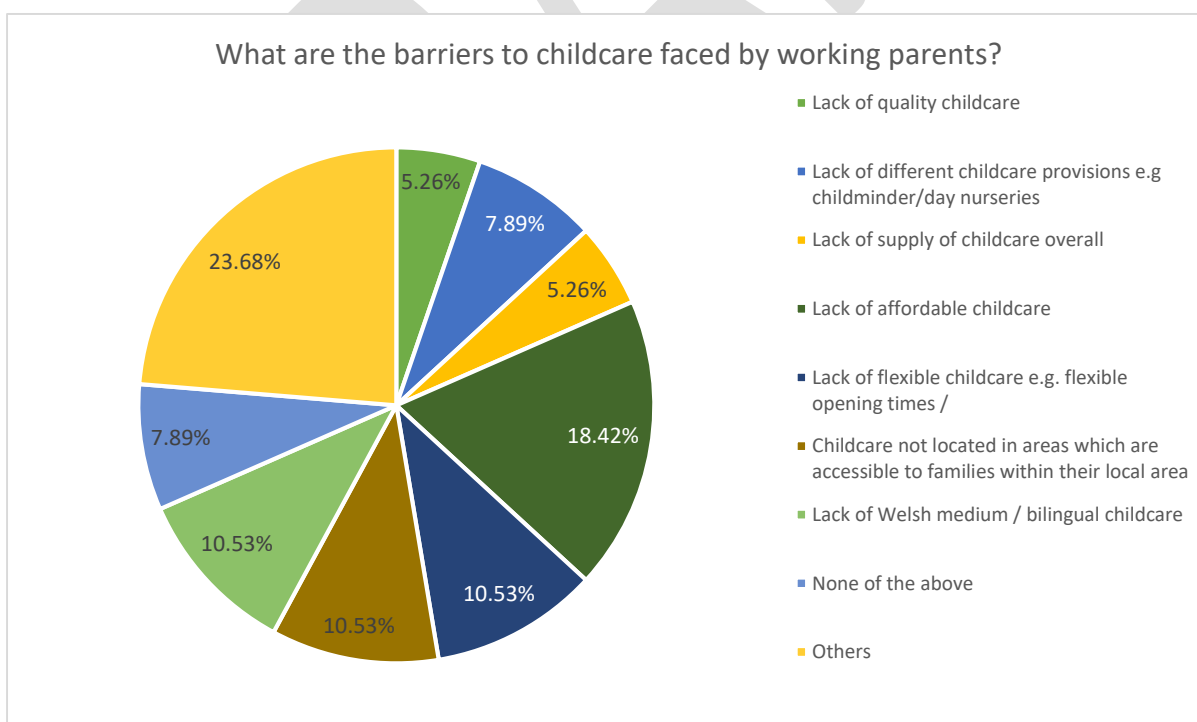
Of those who were representatives of an LA department, the following were represented:

- Labour Group
- Play Ranger Service
- Flying Start
- Flintshire County Council
- Early Education
- Strategic Planning & Housing
- Education
 - Education and Children's Services
 - Headteacher
 - Healthy Pre-Schools
- Early Intervention and Prevention/Disabilities
- Early Years
- Conwy County Borough Council.

Area	Excellent	Good	Satisfactory	Poor	Don't Know
Quality of provision	5	8	3	2	7
Range of providers	6	8	3	2	6
Number of places	3	7	3	3	9
Affordability	0	8	5	2	10
Flexibility of provision and sessions	0	9	3	3	10
Suitability	2	9	3	2	9
Location and accessibility of childcare	3	9	3	2	8
Bilingual Welsh	3	2	6	3	11

Stakeholders were asked their thoughts on childcare and how they would rate each aspect of childcare provision in the county. Responses are listed above. As detailed, the majority response for most areas is 'Excellent', 'Good' or 'Satisfactory', which indicates a positive overall picture for childcare provision in Denbighshire. However, every area received at least 2 'Poor' ratings. There is also a clear uncertainty around affordability, flexibility and Welsh provision, as indicated by the high number of 'Don't Know' for these areas. Equally, quality of provision and range of provision are areas where there is broad consensus that provision is of at least a 'Good' standard.

In terms of barriers to childcare faced by working parents, a range of reasons were cited as detailed in the chart below. Affordability, flexibility, accessibility and lack of Welsh-medium settings were the main barriers according to respondents (with the exception of 'Other').

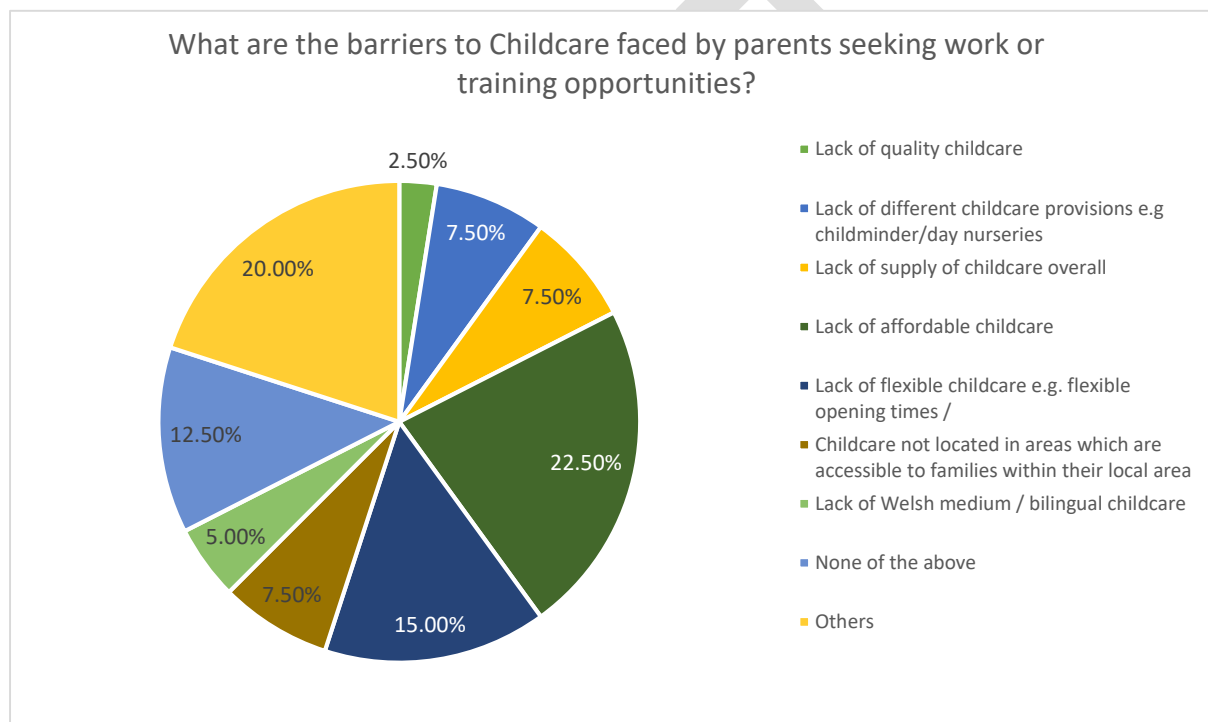


Respondents elaborated stating that a lack of weekend provision, particularly children with ALN, was a key barrier for working parents. Accessibility for children with ALN more broadly was referenced as well. Others cited a lack of spaces as well as instances of many working families 'slipping through the

net' and ultimately not meeting criteria that would otherwise help them to reduce their childcare payments (for example, those living just outside the Flying Start catchment area).

In terms of parents seeking work or training, lack of affordable childcare was cited as the main barrier to childcare, with lack of flexibility also mentioned. Key reasons mentioned were there being a lack of spaces and flexible rotas, and also the fact that free childcare is not available for parents in training. Another respondent wrote:

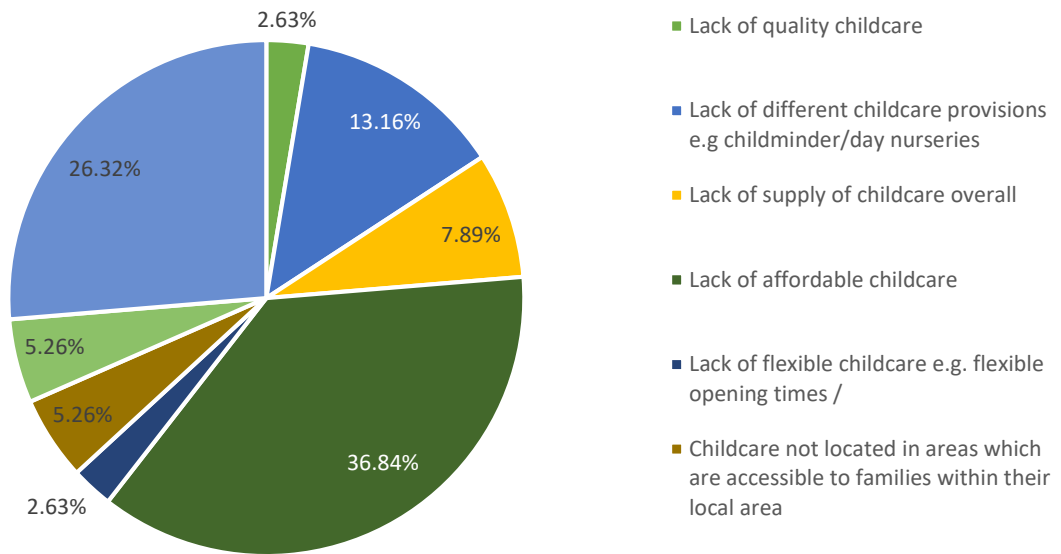
'Again it is about low income families not living in the catchment area for certain funding pots. Currently (but it is being addressed) families with only one working parent/carer and the other in training/education can't access the childcare offer, or their child is too young..... they then have to choose whether to continue training and fund the fees or put things on hold - this isn't purely a Denbighshire issue.'



Barriers faced by unemployed parents are deemed to be predominantly a lack of affordability (see below), with one respondent highlighting that parents are unable to afford to pay for childcare due to low household income or a reliance on benefits. Responses provided outlined the need to review Flying Start alongside there being a general lack of communication around the choices available to parents.

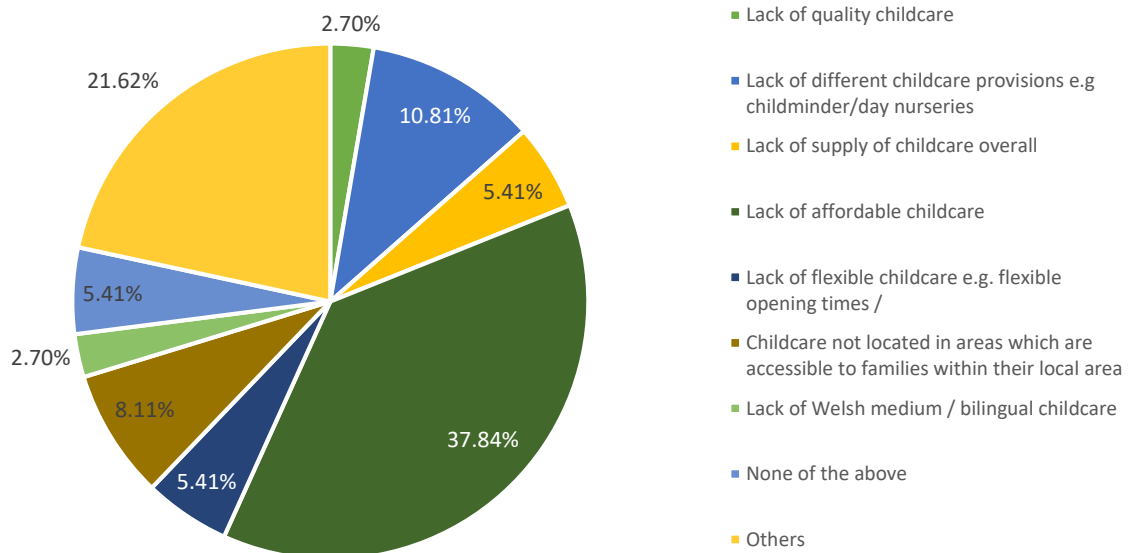
Another stated: *'Affordability is usually the main issue, there are schemes to support funded or part funded placements but they are often oversubscribed and the fund runs out.'*

What are the barriers to Childcare faced by unemployed households?



In terms of the barriers faced by low-income families, affordability and a lack of different childcare provisions were listed as the major issues by respondents (see below), with respondents noting that many lower-paid workers often work atypical shift patterns, and so the lack of availability of registered childcare during these hours can perpetuate this.

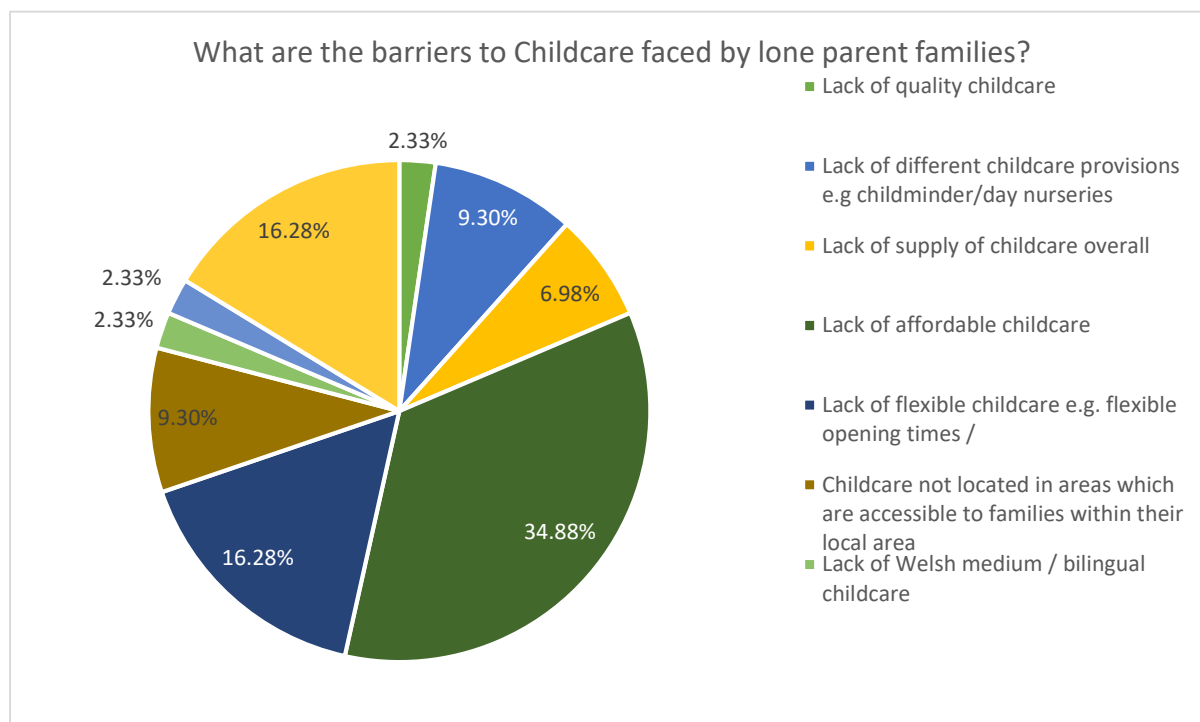
What are the barriers to Childcare faced by low-income families?



Others highlighted that certain areas are unavailable for free childcare due to where they reside, and this has a detrimental impact on low-income families in particular. Another respondent stated that:

‘Many low income families may be working less than the 16 hours and therefore do not get the free childcare.’

For lone-parent families, affordability and flexibility were cited as the main barriers by respondents (see below), with many of the reasons stated above applying to lone-parent families, such as being on low-incomes, or requiring more flexible care due to only having a single parent.

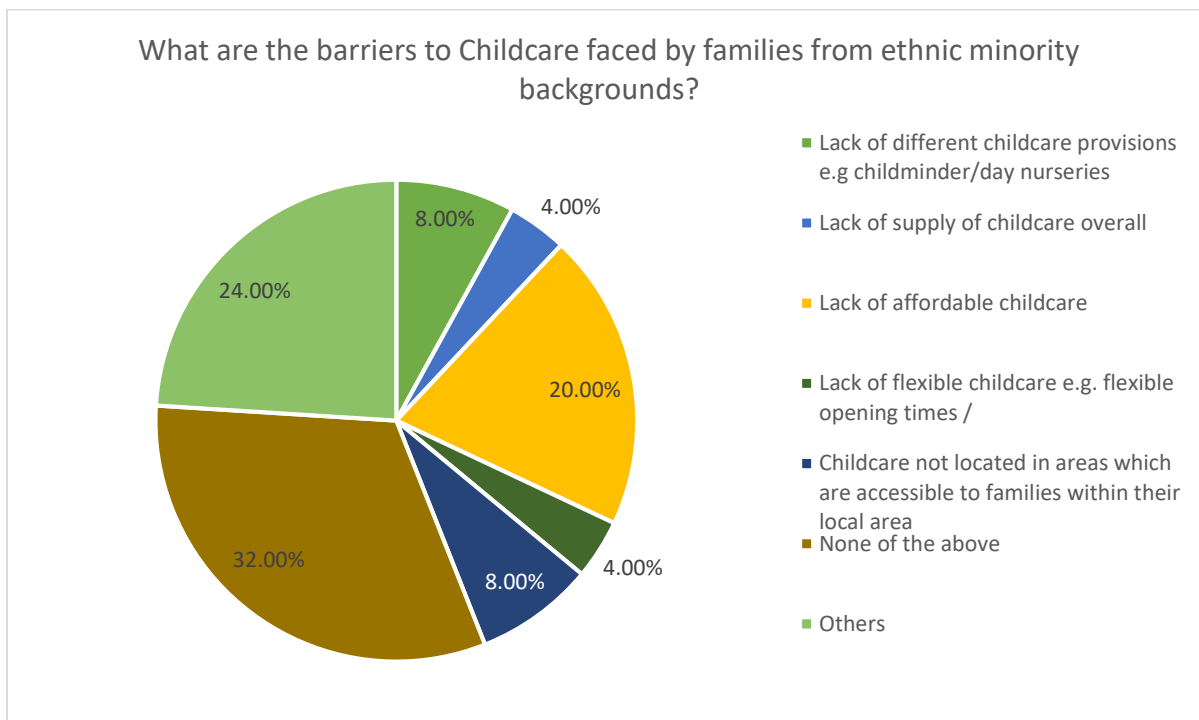


For ethnic minority families, a range of responses indicated varying extent and types of barriers to childcare. One respondent stated:

‘Some families from different backgrounds feel nervous about using childcare, some face language barriers whereas some do not use childcare as a cultural norm. Often these families need more support in breaking down the barriers.’

However, many also stated that there were very few issues, if any, faced by ethnic minority families, with one response noting that they had never been contacted by an ethnic minority family concerned about childcare. Another wrote:

‘I am not aware of there being an issue specifically for ethnic minorities, all childcare providers in Denbighshire are inclusive’.



For families with children who have ALN or disabilities, affordability and lack of different childcare provision were listed as the main barrier to childcare. One respondent wrote that more support is needed for the childcare sector to help with children needing one to one care, with another citing insufficient staff numbers to provide the care required to meet the needs of all children with ALN. An inability to provide 1-1 support was a common theme throughout responses.

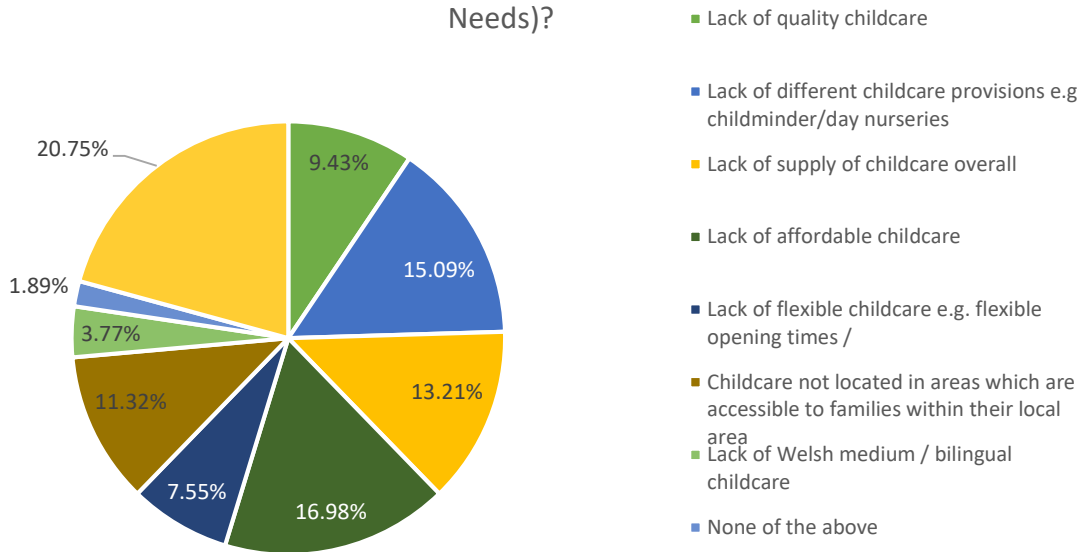
Further comments provided commented on the lack of specialist support available. For example, one respondent noted that there is very little available for pupils diagnosed with autism and are therefore often presented as ‘challenging’ or requiring specialist support. The respondent further noted that in their school (a special school for children with autism) FSM rates are always between 30%-40%, with these pupils dispersed over a wider area than a similar cohort.

Finally, in terms of barriers for Welsh-medium speaking families, a lack of Welsh medium / bilingual childcare was listed as the main barrier to childcare, with affordability, lack of a range of provisions, and accessibility also cited as key issues.

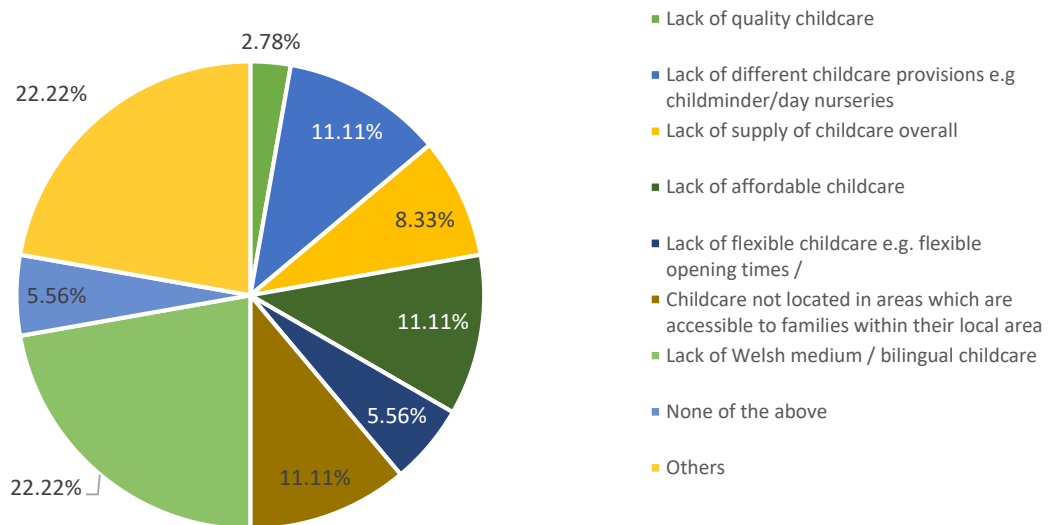
Responses indicated that provision is often dependent on where a parent lives. For example, one respondent noted that there is a lack of Welsh medium provision in the northern part of the county. Another stated:

‘The majority of Welsh Medium childcare is provided through the cylchoedd Meithrin. They cannot offer the flexibility that a childminder or nursery can offer. Many cylchoedd are sessional only and do not provide a full day care service from 9 - 5 meaning that parents have to opt for an English Medium alternative that can provide full day care. Staffing issues also mean that cylchoedd may not be able to operate at full capacity and therefore cannot offer all children the places that they want.’

What are the barriers to Childcare faced by families with children who have special educational needs or disabilities (Additional Learning Needs)?



What are the barriers to Childcare faced by Welsh medium speaking families?



Regarding specific improvement suggestions, respondents were forthcoming in offering various proposals to better meet the needs of the groups detailed above. In the first instance, financial support (both for families and providers) was cited as crucial for reducing barriers to childcare. One respondent suggested extending the 30 hours to a better hourly rate in order to support the minimum wage/living wage so that childcare is not unaffordable. Another stated that additional funding for working families and higher pay for staff are also crucial in meeting the requirements of both demand and supply.

Another wrote that free childcare should be available from a much younger age (as parents usually have to go back to work after 12 months). Equally, childcare should be made universally free given, with specific grants to allow existing childcare to expand to meet the need of working parents.

Respondents also brought up the possibility of extending the age range that children can access funded childcare places (e.g. Childcare Offer for Wales). As one respondent noted, childcare needs do not start and end within the 3-4 age range and childcare costs can contribute to the in-work poverty that some working families experience. This is compounded by the fact that some current schemes are dependent on specific eligibility criteria (e.g. Flying Start uses postcodes as a proxy for eligibility) which excludes some low income families.

It was further noted that Tax-Free Childcare has a positive impact on childcare affordability, but the remaining balance can still create financial pressure for working families and prevent parents/carers from increasing their working hours, or opportunities for career progression.

One response further noted that:

“In the aftermath of Covid-19, it is also essential that the childcare provision that remains open is supported to continue offering services to local families, and that there is sufficient funding and support to prevent unnecessary raising of fees (which would negatively impact families) – this includes retaining a community focused ethos when schools/community buildings/local authorities consider rental charges for childcare providers.”

Beyond affordability and funding, various proposals were set out to improve flexibility of provision. One respondent noted that there is a need for more flexible childcare to help low income/unemployed parents gain extra work/courses that typically require hours in the evening. Further to this, respondents called for more wraparound care and more flexible provision, supporting childcare providers to open over evenings and weekends.

A potential solution to this, noted by one respondent, was to promote childminder care provision and encourage childminding as a career option. Childminders can be well placed to provide quality, flexible childcare for families working atypical hours, shifts, or even provide overnight care. The respondent from PACEY Cymru highlighted that PACEY been focusing on promotion of childminding as a career choice and childcare option for families to support sustainability, childminder numbers and availability of childcare choice for parents.

Various responses noted potential actions to improve access for children with ALN, for example, more childcare sessions for younger children aged 5 and below. More generally, more provision and accessibility for children with ALN is required across the county. On the one hand, responses suggested there needs funding available and support to develop and sustain provision for children with complex needs, as well as funding and support to ensure that all childcare provision can be inclusive and accessible (e.g. funding for one to one support / additional training for staff).

On the other hand, a response from PACEY Cymru was that Approved Nannies may be an option to support working families with children with disabilities, as they would be caring for children in their own home, and parents can still access the Tax-Free element and employer childcare vouchers.

Finally, one response stated:

'It would be good to see childcare providers taking part in the many quality assurance schemes available to them. These schemes consider more than minimum standards, giving childcare providers the opportunity to gain recognition for all the investment and contribution they and their staff make to their childcare service.'

Another argued that those using childcare should be contacted directly for their feedback.

Awareness of Childcare Funding

When asked about available schemes for parents/carers, 76.2% respondents were aware of the Childcare Offer for Wales, with two-thirds aware of the Tax-Free Childcare scheme.

Affordability of Childcare

In terms of concerns around affordability of childcare, 65% of responses expressed concerns around provision within Denbighshire. Responses noted that running and staffing costs are causing serious difficulties for childcare settings, which is having an impact on fees. Another stated that with many children now starting school at two, this is worsening the situation.

The rise in fees is leading to further problems for parents and families, particularly those on low incomes and/or ineligible for funding such as Flying Start, to afford childcare. Two responses stated:

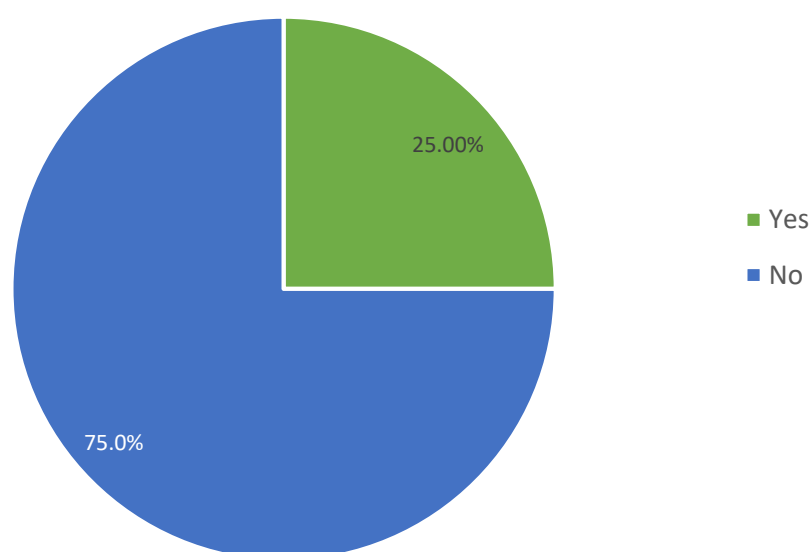
'Continually i am contacted by low/income and unemployed families informing me the difficulty in affording childcare.'

'Many women don't return to work because of childcare costs, some of the private nurseries are charging £52 for a full day.'

Respondents also noted that childcare is expensive in areas where there is no competition from other childcare settings. However, one respondent pointed out that, although fees in Denbighshire are high and becoming more expensive, this is far from solely a Denbighshire issue, and many local authorities are seeing rising fees.

In terms of accessibility of childcare, the majority again expressed concerned about provision for all parent groups, with 15 out of 20 responses voicing concerns. Of these, the hours of provision and lack of catering for alternative working patterns were highlighted as the key issues affecting accessibility. Additionally, respondents noted that there is insufficient provision for children with ALN or disabilities

Do you have any concerns regarding the overall accessibility of childcare provision to all parent groups (including opening and closing times)?



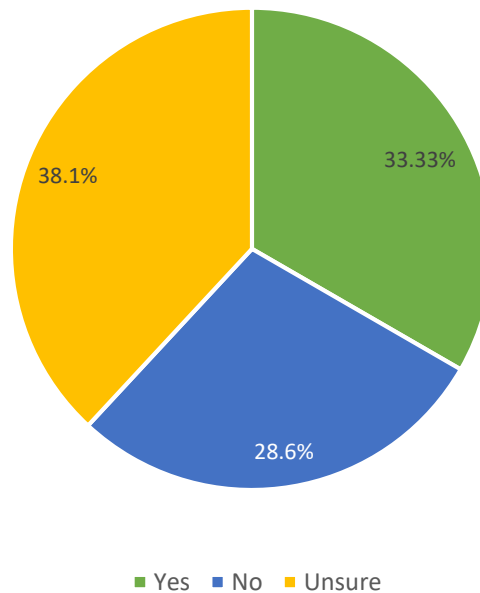
As for sustainability, there were contrasting views raised about childcare supply in Denbighshire. As noted in the chart below, one third of respondents are concerned about sustainability, with 38.1% 'Unsure'. For those expressing concerns, rising staff costs and the impact(s) of COVID-19 were raised as major issues impacting sustainability. PACEY Cymru stated that rising fuel costs and the need for ventilation during winter months are adding to financial pressures on the sector, whilst another wrote that there is a lack of funding available to increase wages to help with staff retention; grants typically seem to be for capital, rather than revenue expenditure.

The representative from PACEY Cymru further noted there has been six childminder de-registrations in the six months between April 2021 and September 2021 in Denbighshire, with no new registrations during the same period.

Another respondent stated:

'Many providers have had to close over the last few years, partly due to funding issues and low attendance numbers. Sometimes they need sustainability funding just to get them through, but this type of funding is hard to find in Denbighshire. Staff retention and recruitment is also an issue, especially if you require a Welsh speaker.'

Do you have any concerns for the sustainability of childcare supply in Denbighshire?



In terms of childcare places available and the impact of COVID-19, half of respondents indicated there have been reductions. As is shown below, only 15% were not aware of closures, whilst 35% were unsure. Respondents noted that size of settings and availability of support had an impact on closures.

Response	Percentage of Total	Amount
Yes	50.00%	10
No	15.0%	3
Unsure	35.0%	7

As for the impact of COVID-19 on the number of parents wishing to use childcare due to home working, one third of respondents were 'Unsure', with 42.9% respondents indicating 'No'. One noted that many parents are now working from home and that this has had a detrimental impact on the sustainability of childcare provision in Denbighshire. However, despite this impact, one noted that things are now starting to pick up.

Response	Percentage of Total	Amount
Yes	23.81%	5
No	42.9%	9
Unsure	33.3%	7

When asked if they were aware of any issues within the childcare sector arising from staff being on furlough during the COVID-19 pandemic, responses were equally divided between 'Unsure', 'Yes' and 'No' at 33.3%, with most issues being due to staffing shortages and recruitment problems. Explaining their responses, one respondent noted that many good qualified staff moved to the local

hospital for more money and less hours. This was reinforced by another response which indicated that many staff have left childcare settings and gone to work for the NHS permanently.

One other respondent wrote:

'There are staff who have left the sector and have found employment with other sectors such as education, retail. This has a negative impact on Care Inspectorate Wales registered providers who need to remain operational within ratios and qualifications. There is a national challenge with recruitment and retention of childcare and play workers.'

One respondent discussed the relative successes during the furlough period, writing:

'Settings were very stressed when applying for the furlough at the beginning of the pandemic but Denbighshire LA's childcare team produced a really good tool to assist them in calculating government funding.'

When asked if they were aware of any other issues within the childcare sector brought on by the COVID-19 pandemic, responses were roughly equal, with 52.6% indicating 'Yes', and the remaining 47.4% stating 'No'. Elaborating on their responses, four respondents noted a lack of staff (and qualified staff) due to chronic staff shortages exacerbated by COVID-19. According to one response, settings are consistently reporting they are unable to recruit to vacancies or are receiving poor quality applications. Respondents also noted that self-isolation rules have adversely affected staffing ratios, exacerbating problems. With children returning to settings with delays in their speech and language, the time required from staff have further added to existing pressures. Additionally, there has been a clear impact on staff well-being, with staff morale very low. One noted that:

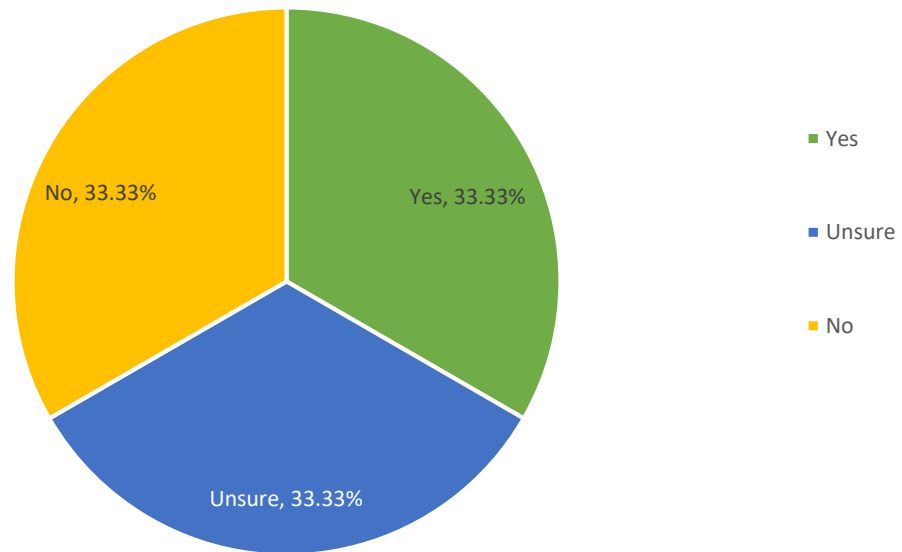
'The staff in childcare worked all through the pandemic and have not received the recognition they deserve.'

Operating costs have also been exacerbated by COVID-19, with extra staffing bubbles, PPE and additional cleaning materials impacting nursery budgets. These costs have been further worsened by the costs of back filling staff that have been self-isolating, as well as a loss of income due to reduction in children accessing childcare due to COVID-19. However, one noted that many grants have been made available to support settings with these additional costs.

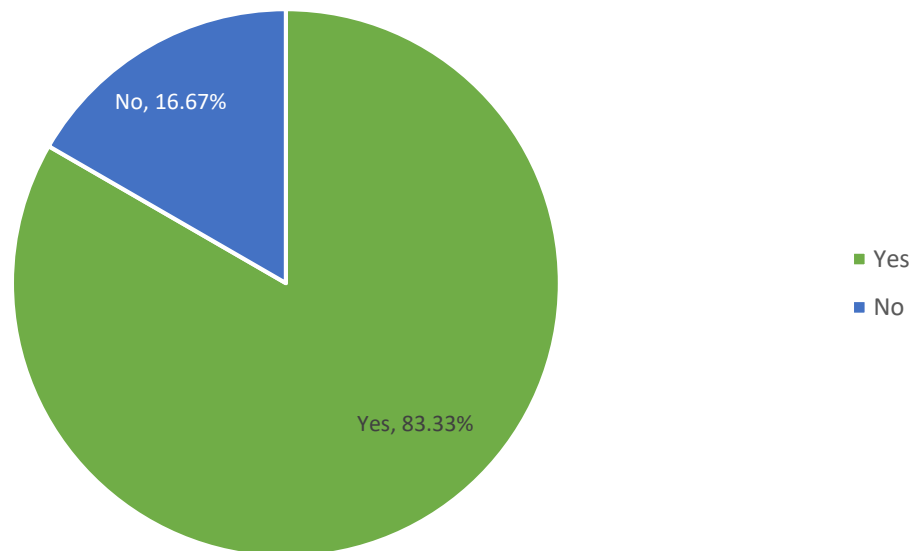
Another response noted the pressure that settings have been placed under, stating there has been:

'Confusion in relation to the rules and regulations, they receive all the relevant updates but often don't understand what they should and shouldn't do.'

Are you aware of any issues within the childcare sector arising from staff being on furlough during the COVID-19 pandemic?



Are you aware of any other issues within the childcare sector brought on by the COVID-19 pandemic?



Finally, when asked whether they could provide any suggestions which may assist with the development of more sustainable, accessible, or affordable childcare within Denbighshire over the next 12-18 months, various responses were provided. These were:

- There are plenty of empty places within the present provision; encouraging *more* providers will likely dilute the quality of these and cause major sustainability problems
- Increase the Childcare Offer rate and continue grant funding to support recovery from the pandemic
- More availability of sustainability grants for struggling providers, as and when needed. Currently, there are various grants available across the county for equipment, referrals, capital items, repairs, resources etc but there is a lack of revenue. Many of these are tied into providing the Childcare Offer (and these have been greatly received, allowing for great improvements), but there are still some that slip through the net
- Increase funding and more specialised staff in order to support children with more complex needs
- Support recruitment through apprenticeship schemes and working closely with colleges and schools to recruit staff. Further investment should also include training for necessary staff qualifications
- Continuity of WG grants being in place at the beginning of the financial year would enable the LA to deliver consistent programmes to support the sustainability of the childcare sector rather than being all at once near the end of the year.

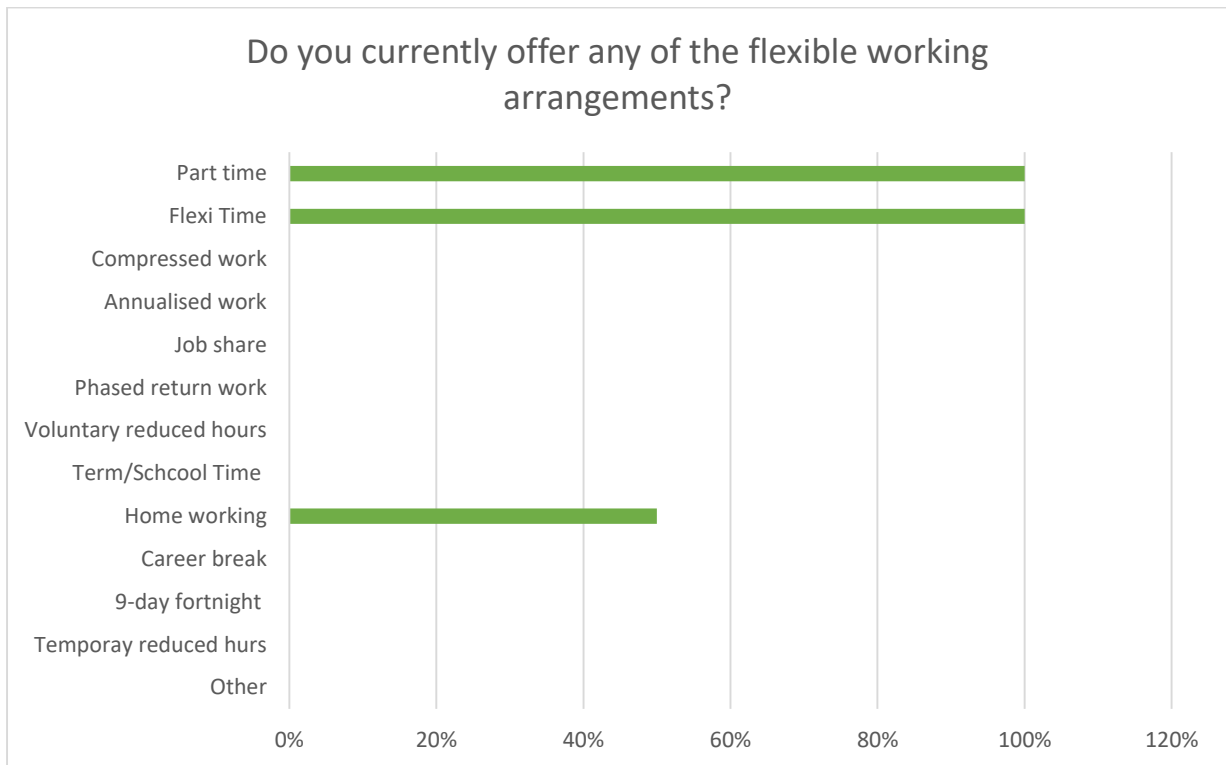
7.3 Employer survey

The Council consulted with a range of local employers and persons representing them, and employer organisations, to gather their views on the local economy, barriers to childcare that may affect the workforce and emerging trends across the past few years. A range of employers across various industries were given the opportunity to provide feedback, to ensure the most representative sample possible within the timeframe. However, the total number of responding employees was four, meaning that the findings below are not fully representative of the working patterns across the county, and this should be considered when using the data to implement changes to childcare.

Employer consultation was undertaken through an online survey available in both English and Welsh. The online survey was designed using Survey Monkey and emailed to employers identified through a stakeholder mapping exercise.

Out of the 4 responding employers, half had less than 10 employees, one third had 11-49 employees and one sixth failed to provide a response to this question. 25% of respondents stated these employees work less than 16 hours a week while, 50% of respondents said their employees work between 16-30 hours. All 4 respondents stated they have employees who work 30 hours or more.

The chart below shows the types of flexible working that the employers are currently offering:



Half of the respondents stated that their employees currently work at home; all the respondents reported allowing part-time and flexi-time. One respondent reported that their employees were currently working from home either partially or fully due to the pandemic.

The below table shows the employee working hours of responding employers:

Answer Choices.	Responses.	
Early Mornings (before 8am)	66.67%	2
Evenings (after 9pm)	33.33%	1
Nights (between 10pm and 8am)	33.33%	1
Weekends	100%	3

Just over half of the respondents believe childcare has had an impact on attendance at the workplace over the past four years.

Regarding childcare, the below table shows benefits the employers have had, currently offer or intend to offer to the employees/parent workers:

Benefit	Currently offered	Thinking about providing	Provided in past but not currently	Total
A workplace nursery	0	0	2	2
Support for Nursery elsewhere	0	0	2	2

Salary sacrifice to assist employees with childcare and associated costs e.g. voucher scheme	1	0	1	2
A playscheme during the summer holidays	0	0	2	2
Time off for urgent family reasons	3	0	0	3

One respondent stated they are 'very satisfied' with the voucher scheme, while another responded with 'neither satisfied nor dissatisfied.'

All of responding employers currently offer time off for urgent family reasons. No employers interviewed currently provide the following:

- A workplace nursery
- Support for nursery elsewhere
- Holiday playscheme

The below table shows the ways employees book time off work short notice when having to deal with urgent childcare issues:

Answer Choices	Percentage	Responses
Time off - make it up later	33.33%	1
Special leave (paid)	100%	3
Special leave (unpaid)	33.33%	1
Annual leave	33.33%	1
Sick leave	33.33%	1

The majority of respondents offer paid leave. One response was given for all the other alternative methods how a parent can book time off, but it ultimately will depend on the situation.

When asked if any benefits had been changed or adapted since the start of the Covid-19 pandemic a majority, 66.67% stated no and 33.33% stated yes. This could be due to a fact that a percentage of employees already worked from home. A mixed response was given when asked if the availability of childcare has affected recruitment, with equal responses for yes, no and unsure.

One respondent felt that the availability of childcare had an impact on the recruitment or retention of employees. Areas in which employers felt childcare availability could be improved to promote better recruitment were listed as follows, in order of frequency:

- More affordable childcare
- Better holiday clubs
- Better after school facilities
- More flexible childcare sessions e.g. drop ins for a few hour

66.67% respondents stated that some of their employees are aware of working tax credit available for childcare, while the rest are unsure.

The below table displays the results when asked if an aim is to improve childcare support for employees.

Answer Choices	Responses	
Yes	0	0
No	66.67%	2
Not sure	33.33%	1

No responding employers had plans to improve the childcare services they provide.

7.4 Key findings and conclusion

- Provision of childcare is overall viewed positively by stakeholders, particularly in terms of the quality of provision and range of providers. However, there is a lack of certainty around Bilingual Welsh provision and affordability of provision
- Affordability, along with flexibility, are key barriers for low-income families and unemployed parents seeking childcare in particular
- There is a need to ensure more robust funding is in place for parents and low-income families, alongside support for providers themselves so that costs do not continue to rise. Greater flexibility (such as weekend and overnight care) is also required.
- The LA also needs to be more active in promoting recruitment in the childcare profession, with a particular emphasis on childminding.
- Staffing, particularly in terms of recruitment and retention, is a major issue that needs to be handled by DCC; staffing shortages, combined with low recruitment drives is having an adverse effect on available provision.

8. Gaps Analysis and Areas for Improvement

8.1 Emerging gaps

High quality childcare, but accessibility could be better

Parents and stakeholders overall rated the quality of childcare across Denbighshire as high. However, parents also noted that childcare was not adapting to meet their needs for increased working hours as many single parents and 2-parent working families were finding it difficult to access childcare that allowed them to work full-time.

Poor take-up of funded entitlements

Across Denbighshire, responding providers reported offering over 600 Childcare Offer places, however only 314 of these were being taken up as of spring 2022. The majority of providers do offer Childcare Offer places, and over 10% of providers offer Flying Start places. Consideration should be given to how these offers are marketed to parents and how parents are encouraged to take up these places. Many providers reported an increased number of working and low-income families accessing their services who may benefit from these types of funded childcare.

Perceived lack of Welsh provision

Providers and parents noted that there was seemingly a lack of Welsh provision across parts of the county, especially outside of the Rhyl area. Providers also noted that it was difficult to access training in Welsh or to help support Welsh speaking children, and that they had difficulty in recruiting Welsh speaking staff.

Support required with recruitment and retention

Many day care providers reported that their staff had left during the COVID lockdowns, after being furloughed or to change careers. Providers also reported increased demand for childcare due to childminders retiring or changing profession, and that they had found recruiting high quality staff difficult. Consideration should be given to advertising job roles and a retention strategy to ensure high quality Early Years professionals remain in the role.

A recurrent theme throughout the consultation was a perceived lack of funding for childcare providers. Whilst many acknowledged that grants offered during COVID-19 were of great help, these were generally not enough to support most settings to keep up staffing levels or increase the number of children they could care for. Settings specifically noted that there was a lack of funding for children with ALN or complex medical needs, leading to an inability to provide 1:1 support to some children that require it.

Inadequate ALN provision

Parents and providers feel there is a lack of 1-1 support and provision in general for ALN children, with a lack of flexibility, affordability and even places available. Parents feel that provision is inaccessible, with children's needs not being adequately considered by the LA. Greater investment is required to meet the needs of ALN children, particularly in terms of providing adequate 1-1 provision.

8.2 Suggested actions

[Link to Action Plan]

DRAFT

9. Action Plan

To be completed following the consultation plan.

DRAFT

Appendix

Table 1:

Upper layer super output area (USOA)	Ward
Denbighshire U001	St. Asaph East
	St. Asaph West
	Prestatyn Central
	Prestatyn East
	Prestatyn Meliden
	Prestatyn North
	Prestatyn South West
	Dyserth
	Tremeirchion
	Trefnant
Denbighshire U002	Rhyl East
	Rhyl South
	Rhyl South East
	Rhyl South West
	Rhyl West
	Bodelwyddan
	Rhuddlan
Denbighshire U003	Denbigh Central
	Denbigh Lower
	Denbigh Upper/Henllan
	Llandymog/Llandyrnog
	Corwen
	Ruthin
	Llanfair Dyffryn Clwyd/Gwyddelwern
	Llangollen
	Llanrhaeadr-yng-Nghinmeirch
	Efenechtyd
	Llanarmon-yn-Ial/Llandegla
	Llanbedr Dyffryn Clwyd/Llangynhafal
	Llandrillo

Table 2:

Area	Ward	Number of Resident 0-1 Year olds accessing childcare	Number of Resident 2 year olds accessing childcare	Number of Resident 3-4 year olds accessing childcare
Denbighshire U001	St. Asaph East	11	17	25
	St. Asaph West	0	0	0
	Prestatyn Central	0	15	31
	Prestatyn East	33	42	45
	Prestatyn Meliden	46	34	92
	Prestatyn North	18	18	30
	Prestatyn South West	2	15	75
	Dyserth	0	7	31
	Tremeirchion	0	13	15
	Trefnant	2	5	36
	Total	112	166	380
Denbighshire U002	Rhyl East	40	39	64
	Rhyl South	0	11	30
	Rhyl South East	4	12	32
	Rhyl South West	109	131	210
	Rhyl West	10	8	76
	Bodelwyddan	0	4	29
	Rhuddlan	42	28	70
	Total	205	233	511
Denbighshire U003	Denbigh Central	No info	No info	No info
	Denbigh Lower	51	41	147
	Denbigh Upper/Henllan	6	26	46
	Llandymog/Llandyrnog	0	8	13
	Corwen	23	14	24
	Ruthin	25	28	149
	Llanfair Dyffryn Clwyd/Gwyddelwern	16	22	60
	Llangollen	19	25	86
	Llanrhaeadr-yng-Nghinmeirch	8	9	43
	Efenechtyd	10	31	38
	Llanarmon-yn-Ial/Llandegla	No info	No info	No info
	Llanbedr Dyffryn Clwyd/Llangynhafal	0	7	14
	Llandrillo	0	9	6
	Total	158	220	626
	Denbighshire Total		475	619

Table 3:

Area	Ward	Number of Resident 0-1 year olds	Number of Resident 2 year olds	Number of Resident 3-4 year olds
Denbighshire U001	St. Asaph East	34	12	44
	St. Asaph West	35	13	36
	Prestatyn Central	54	37	60
	Prestatyn East	70	39	66
	Prestatyn Meliden	34	24	44
	Prestatyn North	135	48	127
	Prestatyn South West	65	39	76
	Dyserth	77	19	46
	Tremeirchion	33	14	23
	Trefnant	29	15	25
Total	566	260	547	
Denbighshire U002	Rhyl East	70	48	82
	Rhyl South	49	30	56
	Rhyl South East	184	77	229
	Rhyl South West	151	71	181
	Rhyl West	176	82	156
	Bodelwyddan	57	27	56
	Rhuddlan	55	31	71
	Total	742	366	831
Denbighshire U003	Denbigh Central	43	31	39
	Denbigh Lower	72	38	89
	Denbigh Upper/Henllan	62	37	78
	Llandymog/Llandyrnog	52	24	45
	Corwen	42	18	36
	Ruthin	102	64	121
	Llanfair Dyffryn Clwyd/Gwyddelwern	43	28	46
	Llangollen	56	44	60
	Llanrhaeadr-yng-Nghinmeirch	23	19	36
	Efenechtyd	23	14	33
	Llanarmon-yn-Ial/Llandegla	29	11	43
	Llanbedr Dyffryn Clwyd/Llangynhafal	28	16	26
	Llandrillo	27	6	24
	Total	602	350	676
Denbighshire Total	1910	976	2054	

Table 3:

Ward	Economically Active	Unemployed	% who are Economically Active
Bodelwyddan	1057	55	76.5%
Corwen	1141	71	76.5%
Denbigh Central	1062	84	73%
Denbigh Lower	2307	89	81.1%
Denbigh Upper/Henllan	1403	135	70.1%
Dyserth	1108	83	77.5%
Efenechtyd	847	33	82.4%
Llanarmon-yn-Ial/Llandegla	1267	42	81.5%
Llanbedr Dyffryn Clwyd/Llangynhafal	680	24	78.3%
Llandrillo	570	21	82.8%
Llandyrnog	1035	47	77.9%
Llanfair Dyffryn Clwyd/Gwyddelwern	1181	52	82.2%
Llangollen	1886	122	75.9%
Llanrhaeadr-yng-Nghinmeirch	935	41	82.1%
Prestatyn Central	1466	121	72.3%
Prestatyn East	1750	126	73.5%
Prestatyn Meliden	865	77	71.7%
Prestatyn North	2328	186	72.6%
Prestatyn South West	1475	115	73.7%
Rhuddlan	1653	126	76%
Rhyl East	1639	159	70%
Rhyl South	1514	111	73%
Rhyl South East	3693	256	76.7%
Rhyl South West	2177	334	65.9%
Rhyl West	1847	418	62.6%
Ruthin	2588	143	79.2%
St. Asaph East	782	34	80%
St Asaph West	773	55	74.5%
Trefnant	868	32	75.5%
Tremeirchion	818	37	78.3%

Table 4:

Number of Children living in all Out-of-work Benefit Claimant Households at May 2017						
Ward	Age	Age	Age	Age	Age	Age
	0 – 4 years	5 – 10 years	11 – 15 years	16 – 18 years	0 – 15 years	0 – 18 years
Bodelwyddan	25	25	25	10	75	85
Corwen	20	20	10	10	50	60
Denbigh Central	20	15	15	5	50	55
Denbigh Lower	15	10	15	10	40	50
Denbigh Upper/Henllan	75	80	50	15	205	220
Dyserth	5	15	20	15	40	55
Efenechtyd	0	5	5	5	10	15
Llanarmon-yn-Ial/Llandegla	5	5	10	0	20	20
Llanbedr Dyffryn Clwyd/Llangynhafal	0	5	0	0	5	5
Llandrillo	0	10	0	0	10	10
Llandyrnog	5	5	10	0	20	20
Llanfair Dyffryn Clwyd/Gwyddelwern	10	10	5	5	25	30
Llangollen	10	20	10	10	40	50
Llanrhaeadr-yng-Nhginmeirch	5	5	10	5	20	25
Prestatyn Central	35	45	30	20	110	130
Prestatyn East	50	40	20	10	110	120
Prestatyn Meliden	35	45	25	15	105	120
Prestatyn North	80	80	50	20	210	230
Prestatyn South West	70	50	35	25	155	180
Rhuddlan	35	25	15	5	75	80
Rhyl East	45	55	50	25	150	175
Rhyl South	30	40	25	20	95	115
Rhyl South East	115	105	65	35	285	320
Rhyl South West	205	220	180	55	605	660
Rhyl West	215	230	170	75	615	690
Ruthin	35	30	25	10	90	100
St. Asaph East	10	15	15	5	40	45
St. Asaph West	15	15	10	0	40	40
Trefnant	5	15	10	5	30	35
Tremeirchion	5	10	10	0	25	25

Table 5:

Children living in absolute low-income families		
Ward	Number	Percentage
Bodelwyddan	45	10.8%
Corwen	79	20.2%
Denbigh Central	26	7.7%
Denbigh Lower	76	8.6%
Denbigh Upper/Henllan	95	14.7%
Dyserth	46	11.9%
Efenechtyd	31	9.5%
Llanarmon-yn-Ial/Llandegla	27	7.0%
Llanbedr Dyffryn Clwyd/Llangynhafal	5	2.6%
Llandrillo	23	11.5%
Llandyrnog	36	9.7%
Llanfair Dyffryn Clwyd/Gwyddelwern	61	15.2%
Llangollen	99	16.0%
Llanrhaedr-yng-Nghimeirch	52	15.7%
Prestatyn Central	78	12.3%
Prestatyn East	62	9.6%
Prestatyn Meliden	61	15.6%
Prestatyn North	155	16.0%
Prestatyn South West	110	17.1%
Rhuddlan	79	13.6%
Rhyl East	119	15.7%
Rhyl South	92	17.9%
Rhyl South East	220	13.9%
Rhyl South West	257	16.9%
Rhyl West	290	26.3%
Ruthin	61	6.0%
St. Asaph East	31	10.2%
St. Asaph West	33	12.6%
Trefnant	23	8.9%
Tremeirchion	17	6.1%
Denbighshire total	2,389	13.77%

Table 6: Cost of childcare for children aged 0-1, broken down by Ward

Area	Ward	Average cost per hour	Average cost per session	Average cost per day
Denbighshire U001	St. Asaph East	n/a	n/a	£46.00

	St. Asaph West	n/a	n/a	n/a
	Prestatyn Central	n/a	n/a	n/a
	Prestatyn East	n/a	£32.50	£49.50
	Prestatyn Meliden	n/a	£25.00	£39.00
	Prestatyn North	n/a	£24.00	£33.50
	Prestatyn South West	n/a	n/a	n/a
	Dyserth	n/a	n/a	n/a
	Tremeirchion	n/a	n/a	n/a
	Trefnant	n/a	n/a	n/a
	Average	n/a	£27.17	£42.00
Denbighshire U002	Rhyl East	n/a	£32.00	£43.50
	Rhyl South	n/a	n/a	n/a
	Rhyl South East	n/a	n/a	n/a
	Rhyl South West	£4.50	£22.19	£36.50
	Rhyl West	n/a	£27.00	£40.00
	Bodelwyddan	n/a	n/a	n/a
	Rhuddlan	n/a	£28.50	£43.00
	Average	£4.50	£27.42	£40.75
Denbighshire U003	Denbigh Central	n/a	n/a	n/a
	Denbigh Lower	n/a	£38.33	n/a
	Denbigh Upper/Henllan	n/a	n/a	n/a
	Llandymog/Llandyrnog	n/a	n/a	n/a
	Corwen	n/a	n/a	£50.00
	Ruthin	n/a	£43.43	£43.58
	Llanfair Dyffryn Clwyd/Gwyddelwern	n/a	£30.00	£47.00
	Llangollen	£4.00	£27.00	£47.00
	Llanrhaeadr-yng-Nghinmeirch	n/a	n/a	n/a
	Efenechtyd	n/a	£30.00	£47.00
	Llanarmon-yn-Ial/Llandegla	n/a	n/a	n/a
	Llanbedr Dyffryn Clwyd/Llangynhafal	n/a	n/a	n/a
	Llandrillo	n/a	n/a	n/a
	Average	£4.00	£33.75	£46.91
	Denbighshire Average	£4.25	£29.45	£43.22

Table 7: Cost of childcare for children aged 1, broken down by Ward

Area	Ward	Average cost per hour	Average cost per session	Average cost per day
Denbighshire U001	St. Asaph East	n/a	n/a	£40.50
	St. Asaph West	n/a	n/a	n/a
	Prestatyn Central	n/a	n/a	n/a

	Prestatyn East	n/a	£32.50	£42.25
	Prestatyn Meliden	n/a	£25.00	£39.00
	Prestatyn North	n/a	£24.00	£38.50
	Prestatyn South West	n/a	£30.00	n/a
	Dyserth	n/a	n/a	n/a
	Tremeirchion	n/a	n/a	n/a
	Trefnant	n/a	n/a	£35.00
	Average	n/a	£27.88	£39.05
Denbighshire U002	Rhyl East	n/a	£33.00	£43.50
	Rhyl South	n/a	n/a	n/a
	Rhyl South East	n/a	n/a	n/a
	Rhyl South West	£4.50	£22.31	£36.50
	Rhyl West	n/a	£27.00	£40.00
	Bodelwyddan	n/a	n/a	n/a
	Rhuddlan	n/a	£28.50	£43.00
	Average	£4.50	£27.70	£40.75
Denbighshire U003	Denbigh Central	n/a	n/a	n/a
	Denbigh Lower	n/a	n/a	£34.80
	Denbigh Upper/Henllan	£4.50	£40.00	£38.50
	Llandymog/Llandyrnog	n/a	n/a	n/a
	Corwen	n/a	n/a	£50.00
	Ruthin	n/a	£43.43	£43.58
	Llanfair Dyffryn Clwyd/Gwyddelwern	n/a	£30.00	£47.00
	Llangollen	£4.00	£27.00	£47.00
	Llanrhaeadr-yng-Nghinmeirch	n/a	n/a	£35.00
	Efenechtyd	n/a	£30.00	£47.00
	Llanarmon-yn-Ial/Llandegla	n/a	n/a	n/a
	Llanbedr Dyffryn Clwyd/Llangynhafal	n/a	n/a	n/a
	Llandrillo	n/a	n/a	n/a
	Average	£4.50	£34.09	£42.86
	Denbighshire Average	£4.50	£29.89	£40.89

Table 8: Cost of childcare for children aged 2, broken down by Ward

Area	Ward	Average cost per hour	Average cost per session	Average cost per day
Denbighshire U001	St. Asaph East	n/a	£10.00	£40.50
	St. Asaph West	n/a	n/a	n/a
	Prestatyn Central	n/a	£14.50	£24.50
	Prestatyn East	n/a	£20.75	£39.00
	Prestatyn Meliden	n/a	£18.50	£36.75

	Prestatyn North	n/a	£29.50	£34.00
	Prestatyn South West	£4.25	£13.50	£24.33
	Dyserth	£3.50	£10.50	£21.00
	Tremeirchion	n/a	£9.00	n/a
	Trefnant	n/a	£11.25	£27.25
	Average	£3.87	£15.28	£30.92
Denbighshire U002	Rhyl East	£6.50	£28.50	£37.75
	Rhyl South	£4.50	£10.00	n/a
	Rhyl South East	n/a	n/a	£34.00
	Rhyl South West	£4.50	£20.70	£34.92
	Rhyl West	£6.50	£27.00	£40.00
	Bodelwyddan	n/a	£8.00	£35.00
	Rhuddlan	n/a	£28.50	£43.00
	Average	£5.50	£20.45	£37.45
Denbighshire U003	Denbigh Central	n/a	n/a	n/a
	Denbigh Lower	n/a	n/a	£31.30
	Denbigh Upper/Henllan	£4.50	£12.83	£34.00
	Llandymog/Llandyrnog	n/a	£12.20	£28.00
	Corwen	n/a	n/a	£50.00
	Ruthin	n/a	£28.50	£43.00
	Llanfair Dyffryn Clwyd/Gwyddelwern	£4.50	£19.00	£42.50
	Llangollen	£4.25	£15.33	£28.67
	Llanrhaeadr-yng-Nghinmeirch	n/a	£12.50	£38.50
	Efenechtyd	n/a	£16.67	£47.00
	Llanarmon-yn-Ial/Llandegla	n/a	n/a	n/a
	Llanbedr Dyffryn Clwyd/Llangynhafal	n/a	£18.00	£30.00
	Llandrillo	£4.00	n/a	n/a
	Average	£4.31	£16.88	£37.29
	Denbighshire Average	£4.56	£17.54	£35.22

Table 9: Cost of childcare for children aged 3, broken down by Ward

Area	Ward	Average cost per hour	Average cost per session	Average cost per day
Denbighshire U001	St. Asaph East	£4.50	£10.00	£46.00
	St. Asaph West	n/a	n/a	n/a
	Prestatyn Central	n/a	£14.50	£24.50
	Prestatyn East	n/a	£26.25	£39.00
	Prestatyn Meliden	n/a	£19.50	£36.75
	Prestatyn North	n/a	£24.00	£33.50
	Prestatyn South West	£4.25	£9.00	£24.33

	Dyserth	£3.50	£12.25	n/a
	Tremeirchion	n/a	£9.00	n/a
	Trefnant	n/a	£11.25	£29.83
	Average	£4.08	£15.08	£33.42
Denbighshire U002	Rhyl East	£6.50	£20.75	£31.00
	Rhyl South	£4.50	£14.00	n/a
	Rhyl South East	n/a	n/a	£35.00
	Rhyl South West	£4.50	£18.20	£32.33
	Rhyl West	£5.75	£18.25	£35.50
	Bodelwyddan	n/a	£9.00	£22.00
	Rhuddlan	n/a	£20.00	£37.00
	Average	£5.31	£16.70	£32.14
Denbighshire U003	Denbigh Central	n/a	n/a	n/a
	Denbigh Lower	£4.50	£18.69	£32.33
	Denbigh Upper/Henllan	£4.50	£9.53	£35.67
	Llandymog/Llandyrnog	n/a	£12.20	£28.00
	Corwen	n/a	n/a	£50.00
	Ruthin	n/a	£16.60	£35.21
	Llanfair Dyffryn Clwyd/Gwyddelwern	£4.50	£19.00	£42.50
	Llangollen	£4.25	£16.33	£22.00
	Llanrhaeadr-yng-Nghinmeirch	n/a	£12.50	£38.50
	Efenechtyd	n/a	£16.67	£47.00
	Llanarmon-yn-Ial/Llandegla	n/a	n/a	n/a
	Llanbedr Dyffryn Clwyd/Llangynhafal	n/a	£18.00	£30.00
	Llandrillo	£4.00	n/a	n/a
	Average	£4.35	£15.50	£36.12
	Denbighshire Average	£4.58	£15.76	£33.89

Table 10: Cost of childcare for children aged 4, broken down by Ward

Area	Ward	Average cost per hour	Average cost per session	Average cost per day
Denbighshire U001	St. Asaph East	£4.50	£5.00	£32.50
	St. Asaph West	n/a	n/a	n/a
	Prestatyn Central	n/a	n/a	n/a
	Prestatyn East	n/a	£22.50	£37.67
	Prestatyn Meliden	n/a	£19.50	£36.75
	Prestatyn North	n/a	£24.00	£30.75
	Prestatyn South West	£4.50	£12.75	£22.00
	Dyserth	£3.50	£12.25	n/a
	Tremeirchion	n/a	£10.00	n/a

	Trefnant	£4.50	£11.25	£27.25
	Average	£4.25	£14.66	£31.15
Denbighshire U002	Rhyl East	£6.50	£16.50	£31.00
	Rhyl South	£4.50	£11.50	n/a
	Rhyl South East	n/a	n/a	£35.00
	Rhyl South West	£4.50	£12.30	£23.23
	Rhyl West	£5.75	£18.25	£30.50
	Bodelwyddan	n/a	£11.00	£22.00
	Rhuddlan	n/a	£20.00	£37.00
	Average	£5.31	£14.93	£29.79
Denbighshire U003	Denbigh Central	n/a	n/a	n/a
	Denbigh Lower	£4.50	£14.55	£32.67
	Denbigh Upper/Henllan	n/a	£9.30	£30.00
	Llandymog/Llandyrnog	n/a	£12.20	£28.00
	Corwen	n/a	n/a	£50.00
	Ruthin	£4.50	£26.20	£43.32
	Llanfair Dyffryn Clwyd/Gwyddelwern	£4.50	£22.25	£47.00
	Llangollen	£4.00	£14.00	£25.00
	Llanrhaeadr-yng-Nghinmeirch	n/a	£11.00	£35.00
	Efenechtyd	n/a	£11.00	n/a
	Llanarmon-yn-Ial/Llandegla	n/a	n/a	n/a
	Llanbedr Dyffryn Clwyd/Llangynhafal	n/a	£14.33	£30.00
	Llandrillo	£4.00	n/a	n/a
	Average	£4.30	£14.98	£35.67
	Denbighshire Average	£4.62	£14.86	£32.20

Table 11: Cost of childcare for children aged 5-7, broken down by Ward

Area	Ward	Average cost per hour	Average cost per session	Average cost per day
Denbighshire U001	St. Asaph East	n/a	£5.00	£32.50
	St. Asaph West	n/a	n/a	n/a
	Prestatyn Central	n/a	£14.50	£26.00
	Prestatyn East	n/a	£10.50	£28.50
	Prestatyn Meliden	n/a	£10.75	£33.00
	Prestatyn North	£3.50	£15.00	£25.50
	Prestatyn South West	£4.50	£12.00	£22.50
	Dyserth	£2.00	n/a	n/a
	Tremeirchion	n/a	£8.00	n/a
	Trefnant	£5.00	£11.25	£30.00
	Average	£3.75	£10.87	£25.07

Denbighshire U002	Rhyl East	£4.00	£10.75	£30.00
	Rhyl South	n/a	£9.00	n/a
	Rhyl South East	£4.50	n/a	£30.00
	Rhyl South West	£4.50	£12.10	£24.83
	Rhyl West	£5.00	£10.50	£28.00
	Bodelwyddan	n/a	£10.00	£16.00
	Rhuddlan	n/a	£28.50	£37.00
	Average	£4.50	£13.48	£27.64
Denbighshire U003	Denbigh Central	n/a	n/a	n/a
	Denbigh Lower	£5.00	£10.25	£30.00
	Denbigh Upper/Henllan	£4.50	n/a	£34.00
	Llandymog/Llandyrnog	n/a	n/a	n/a
	Corwen	n/a	n/a	£50.00
	Ruthin	£4.50	£16.00	£33.88
	Llanfair Dyffryn Clwyd/Gwyddelwern	n/a	£26.00	£28.50
	Llangollen	£4.17	£14.00	£22.50
	Llanrhaeadr-yng-Nghinmeirch	n/a	£8.00	£12.00
	Efenechtyd	n/a	n/a	n/a
	Llanarmon-yn-Ial/Llandegla	n/a	n/a	n/a
	Llanbedr Dyffryn Clwyd/Llangynhafal	n/a	£7.00	n/a
	Llandrillo	£4.00	n/a	n/a
	Average	£4.43	£13.54	£30.12
	Denbighshire Average	£4.23	£12.63	£27.61

Table 12: Cost of childcare for children aged 8-11, broken down by Ward

Area	Ward	Average cost per hour	Average cost per session	Average cost per day
Denbighshire U001	St. Asaph East	n/a	£25.00	£29.17
	St. Asaph West	£4.50	n/a	£24.00
	Prestatyn Central	n/a	£14.50	£26.00
	Prestatyn East	n/a	£10.50	£28.50
	Prestatyn Meliden	n/a	£10.75	£27.50
	Prestatyn North	n/a	£15.00	£18.00
	Prestatyn South West	£4.50	£12.00	£25.00
	Dyserth	£2.00	n/a	n/a
	Tremeirchion	n/a	£8.00	n/a
	Trefnant	£5.00	£11.25	£30.00
Average	£4.00	£13.38	£26.02	
Denbighshire U002	Rhyl East	£4.00	£10.75	£30.00
	Rhyl South	n/a	£9.00	n/a

	Rhyl South East	£4.00	£4.00	£26.00
	Rhyl South West	£4.50	£12.10	£24.83
	Rhyl West	£5.00	£10.50	£28.00
	Bodelwyddan	n/a	£10.00	£16.00
	Rhuddlan	n/a	£28.50	£37.00
	Average	£4.38	£12.12	£26.97
Denbighshire U003	Denbigh Central	n/a	n/a	n/a
	Denbigh Lower	£5.00	£10.20	£33.00
	Denbigh Upper/Henllan	n/a	n/a	n/a
	Llandymog/Llandyrnog	n/a	n/a	n/a
	Corwen	n/a	n/a	£50.00
	Ruthin	£4.50	£16.00	£34.75
	Llanfair Dyffryn Clwyd/Gwyddelwern	n/a	£26.00	£37.00
	Llangollen	£4.50	n/a	£20.00
	Llanrhaeadr-yng-Nghinmeirch	n/a	£8.00	£12.00
	Efenechtyd	n/a	n/a	n/a
	Llanarmon-yn-Ial/Llandegla	n/a	n/a	n/a
	Llanbedr Dyffryn Clwyd/Llangynhafal	n/a	£7.00	n/a
	Llandrillo	£4.00	n/a	n/a
	Average	£4.50	£13.44	£31.13
	Denbighshire Average	£4.29	£12.98	£28.04