

# Summary Financial Budget 2007/2008



**CYNGOR**

***Sir Ddinbych***

***Denbighshire***

**COUNTY COUNCIL**

## Contents

	<b>Page</b>
<b>Introduction by Alan Evans, Corporate Director-Resources and Assistant Chief Executive</b>	<b>1</b>
<b>Denbighshire County Council: Summary Financial Budget 2007/2008</b>	<b>8</b>
<b>Directorates:</b>	
<b>Lifelong Learning</b>	<b>9</b>
Lifelong Learning summary budget	12
<b>Environment</b>	<b>16</b>
Environment summary budget	19
<b>Social Services and Housing</b>	<b>22</b>
Social Services and Housing summary budget	25
<b>Resources</b>	<b>30</b>
Resources summary budget	33
<b>Capital Plan</b>	<b>36</b>
<b>Housing Revenue Account</b>	<b>38</b>

## INTRODUCTION

The purpose of this Budget Book is to highlight to Members, Officers and other interested parties, how Denbighshire County Council proposes to spend its Revenue and Capital budgets. The Best Value Accounting Code of Practice requires Local Authorities to present service budget information on a total cost basis. This would require service budgets to include not only direct costs, but also capital financing and support costs. The information presented in this booklet provides details of the direct costs of services which are under the control of budget holders. Presentation in this format is designed to make the information easier for readers to understand.

### **This Year's Revenue Budget (2007/08)**

The County Council has set a gross revenue budget for 2007/08 of £245.4m. The Council will generate £85.8m in fees, charges, housing rents, specific grants and other income, leaving a net revenue budget of £159.6m to be met from the Welsh Assembly Government and Council Tax payers.

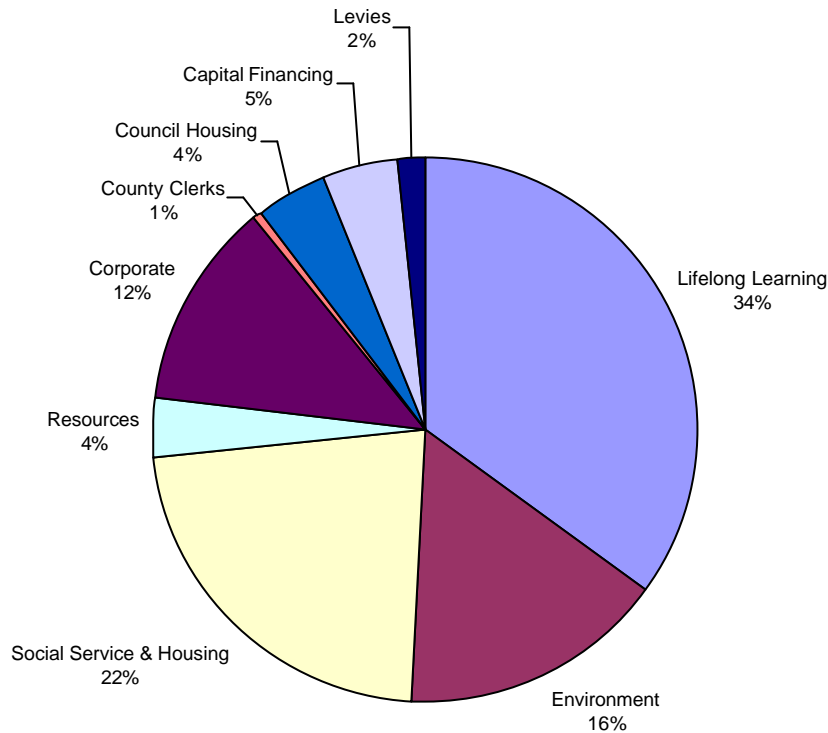
The Council spends its budget on a large number of services. The main part of this Budget Book details what will be spent within each of the four Directorates:

- Lifelong Learning
- Environment
- Social Services & Housing
- Resources

There is also a central budget for County Clerk's, Corporate, Benefits (Council Tax and Housing), Levies and Capital Financing. Details of these items are shown at the back of the budget book. The chart over page shows a summary of how that expenditure is allocated.

The Council also owns and manages around 3,500 dwellings. The budget for this is not included in the Social Services and Housing Directorate's budget and is shown separately in the budget. (See the section on Housing)

### 2007/08 Gross Revenue Budget



The Council gets its funding from the following sources:

#### **Revenue Support Grant – £102.1 m**

The Welsh Assembly Government (WAG) determines each year how much it thinks a Council should spend on its services and makes an assumption on the level of other income a Council will receive. A formula then distributes its budget to all councils in the form of the Revenue Support Grant. The Council has no control over how much it will receive.

#### **National Non Domestic Rates – £23.3m**

This is the contribution that local businesses make to local services. The amount paid is determined by multiplying the value of a business property by a discount factor. The amount the Council receives is different from the amount businesses pay as all the income is received by the Welsh Assembly Government and re-allocated on a formula basis. The Council neither has control over how much is charged to businesses nor how much it receives from WAG.

#### **Council Tax – £33.8m**

Once the Council has decided on its priorities, and all other funding streams have been announced, the balance of its expenditure is funded through the Council Tax.

### **Fees and Other Income – £31.3m**

These range from planning fees to entrance fees for swimming pools. They form an important part of the Council's income. The Council carefully considers all of its fees to ensure that they are in line with what the law says we can or cannot do; that they comply with Council policies (to ensure people are not disadvantaged because they can't afford to pay); and also to ensure we secure value for money and cover the costs of providing certain services. There are also a number of non-specific grants included in this figure.

### **Specific Grants – £22.0m**

To ensure that national policies are delivered at a local level, both the Welsh Assembly Government and the UK Government allocate grants to specific services. The Council has very limited control over how much it receives and how it can be spent.

### **Benefits – £22.2m**

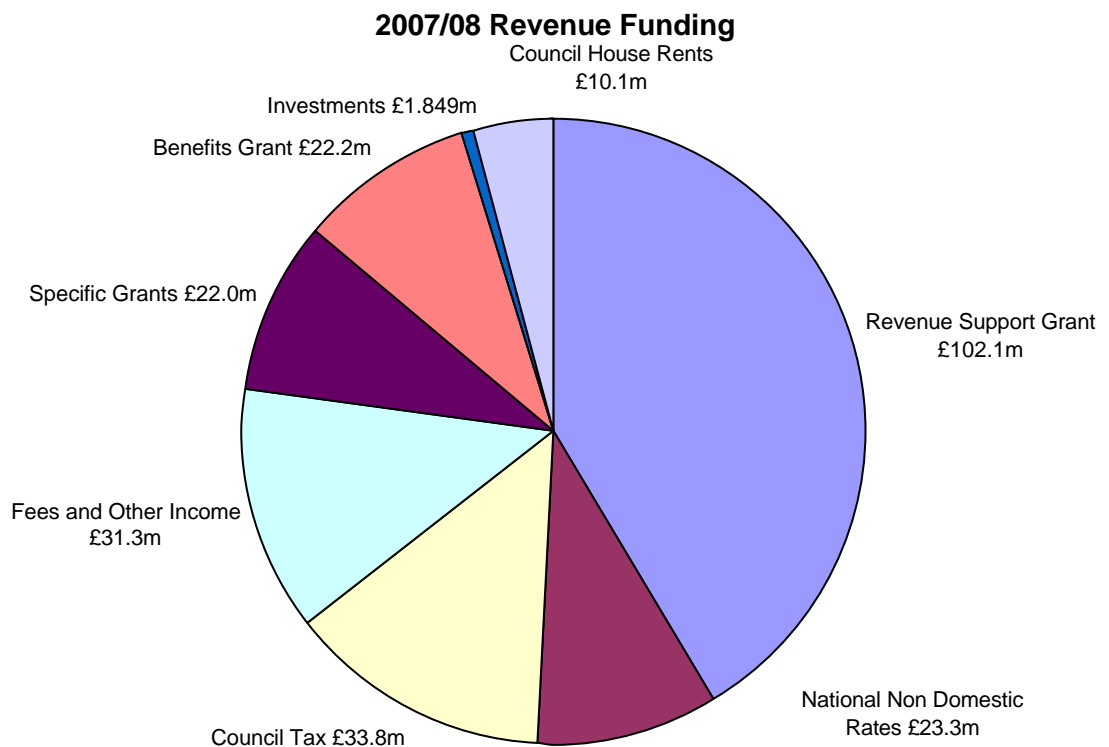
The Council pays out around £22.2m each year in Council Tax and Housing benefits to residents of Denbighshire. The cost of this is almost entirely funded through government grants.

### **Investments - £1.849m**

The Council invests surplus cash with a number of institutions to ensure it earns a high rate of return while minimising the risks to the Council.

### **Council House Rents – £10.1m**

The Council's Housing Department must be fully self-financing and its rental income pays for the management and maintenance of the housing stock.



## 2007/08 Net Budget

The 2007/08 Net budget is what the Council needs to fund from Council Tax, Business Rates and the Revenue Support Grant. It has been calculated by:

	<b>£000</b>
<b>Amended 2006/07 Base Budget</b>	<b>151,949</b>
Inflation and other committed increases	4,180
Changes in method of funding	165
Assembly Support for service pressures	812
Further service pressures	4,825
Targeted efficiency savings	(2,352)
<b>Budget 2007/08</b>	<b>159,579</b>

### (i) Inflation

An allowance has been made to cover inflation for pay awards, price increases and income. There have been significant inflationary pressures on fuel and energy costs.

### (ii) Balances

The Council has built up general balances to £6.798m at 31 March 2007, as well as a prudent level of specific reserves. There is no budgeted contribution to balances this year.

### (iii) Efficiencies

As part of the Welsh Assembly Government's 'Making the Connections' efficiency agenda, WAG has top-sliced 1% from the Council's funding. This is approximately £1.5m. It is assumed that the Council will be able to absorb this loss through more efficient practices such as better procurement, collaborative working and the increased use of technology without any effect on services.

Each Directorate has been set targets for efficiency savings. These savings are in addition to other cash savings to offset budget pressures.

## Council Tax 2007/08

This year Members agreed a Council Tax increase of 3.5%, which is one of the lowest increases in Wales in 2007/08.

Council Tax payable for each property band for services provided by Denbighshire County Council are detailed below:

<b>Tax Band</b>	<b>Council Tax 2006/07</b>	<b>Council Tax 2007/08</b>
A	£587.99	£608.69
B	£685.99	£710.14
C	£783.99	£811.59
D	£881.99	£913.04
E	£1,077.98	£1,115.94
F	£1,273.99	£1,318.84
G	£1,469.98	£1,521.73
H	£1,763.98	£1,826.08
I	£2,057.97	£2,130.43

## Housing

The Council has two roles in housing. The first is a statutory role to address homelessness in the County. The second is as the landlord of the Council's housing stock of approximately 3,500 dwellings. While the homelessness budget is included in the Council's general fund, the housing stock has to be budgeted for separately.

The budget for the housing stock is held in the Housing Revenue Account (HRA). By law this must be kept completely separate from other services. Council Tax cannot be used to fund any HRA expenditure nor can housing rents be used for anything other than housing services. This year it will spend £10.1m. It is funded by housing rents of £9.6m, garage rents of £0.1m and other small funding sources of £0.4m.

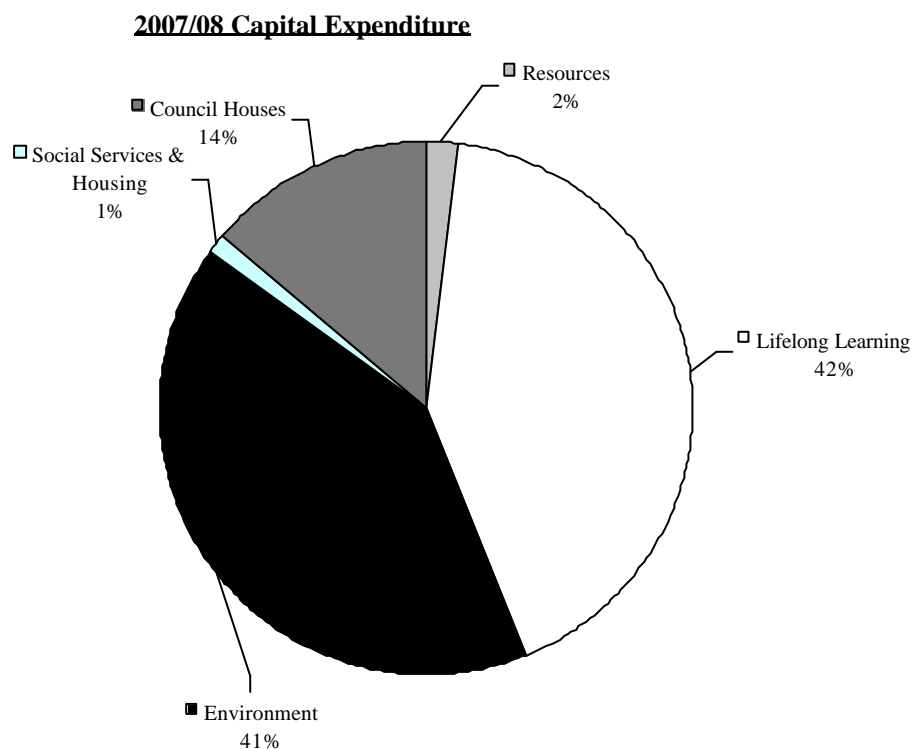
## Capital Plan 2007/08

The Council has to account for its investment in its fixed assets separately from the day to day running of the organisation.

Capital projects include schemes such as the improvement of highways, refurbishment of buildings, purchase of major IT equipment, purchase of vehicles etc

Each year it produces a 3 year capital plan that details where it is likely to spend its funds. The Capital Plan for 2007/08 to 2009/10 was agreed by Council at its meeting of 17 April 2007.

For 2007/08 the Council has revised its capital prioritisation process. This will ensure that all projects to be funded from the capital plan will have been fully appraised and scored against the Council's stated objectives and priorities. Total expenditure of £49m on general fund services plus £7.7m on Housing Revenue Account Schemes is expected to be incurred in 2007/08, split as follows:



The Capital Plan is funded through a number of sources:

### **General Funding - £9.4m**

- **Supported Borrowing - £5.8m**

This is where the Assembly gives the Council funding to pay for the interest costs of borrowing to invest in assets. In 2007/08 the Assembly will provide support to Denbighshire for new borrowing of £5.825m, an increase of £0.049m when compared with the 2006/07 settlement.

- **General Grant - £3.6m**

This is a grant from the Assembly that can be spent on any capital schemes that the Council decides is a priority. In 2007/08 that grant will be £3.623m which includes £1.891m brought forward from last year.

### **Unsupported Borrowing / Prudential Borrowing- £21m**

This is when the Council identifies money that will be used to pay for the costs of borrowing. Under the Prudential Borrowing Code of Practice this is subject to self imposed limits and indicators. Part of this year's increase in Council Tax is to fund £4m of increased investment targeted at priority services. The Housing Business Plan also requires around £5m additional borrowing to help it achieve the Decent Homes target date, and this borrowing will be financed through housing rents.

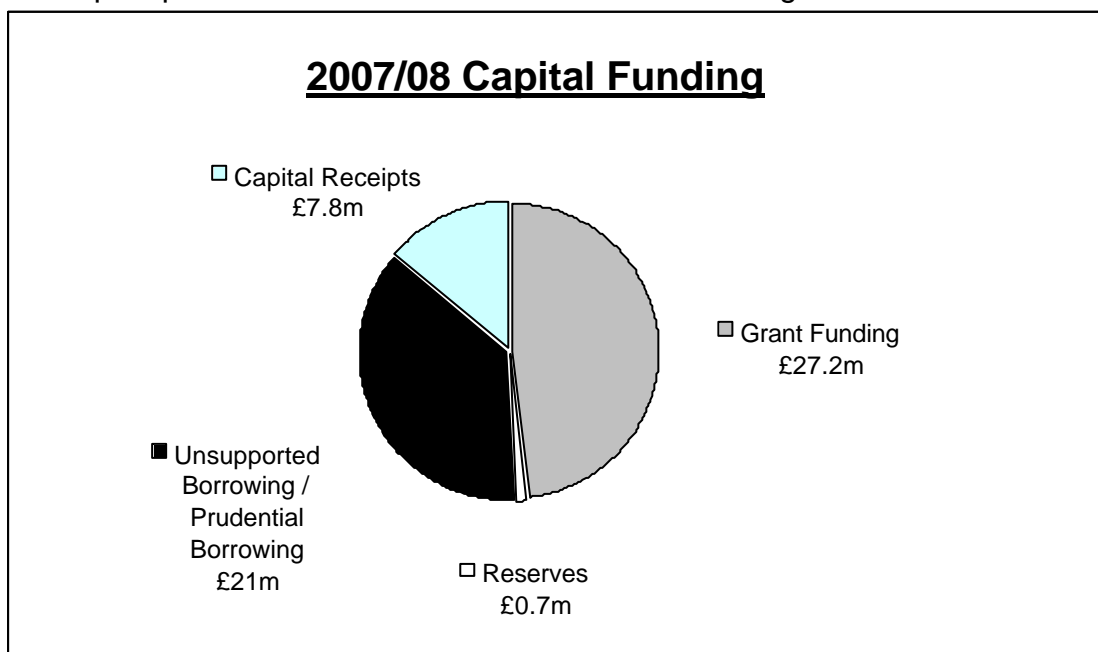
### **Special Funding - £27.2m**

These are grants that can only be used for one project or programme. The main grants are provided by various government departments, the European Union and Lottery funds.

### **Capital Receipts - £7.4m**

When an asset is sold, the money we receive is a capital receipt. It can only be used to pay for further capital work or to pay off debt. The 2007/08 programme will be partly funded through unspent receipts from assets already sold in previous years and from new receipts from sales undertaken during the year.

The capital plan is shown in detail at the end of the budget book.





## **Future Years**

Currently the Council is informed each November of its likely funding for the following year. This leaves a relatively short time to agree the budget and set the Council Tax in March.

The Assembly Government has recently launched a consultation exercise on 3-year settlements which, if implemented, will allow the Council to plan its finances in a more strategic way. This may affect the way in which the budget is considered, prepared and reported.

The Council is subject to a number of significant external pressures that will affect this budget and future years. During 2007/08 it is likely the bulk of the 'Single Status' and 'Equal Pay' discussions will be concluded. This will leave the Council with ongoing increased pay requirements. At the same time the Council is expected to be able to demonstrate increased efficiency with the Assembly Government reducing its funding by 1% each year for the next 3 years.

The Council is also reviewing opportunities for more collaborative working with other North Wales Councils and public bodies which will impact on what the Council spends on its services, and whether it actually continues to deliver the same services as now.

## **Conclusion**

The Council continues to adapt to an environment that is constantly changing and deal with the additional requirements placed on it through new legislation and initiatives. This causes significant financial pressure and means that officers and members have to continually seek efficiencies and savings while delivering the best possible services.

The Government's efficiency agenda and a general tightening on public expenditure mean that this will continue for some time.

The co-operation and hard work of officers and members in preparing the budget is gratefully acknowledged.

**ALAN EVANS**  
**CORPORATE DIRECTOR: RESOURCES**

**DENBIGHSHIRE COUNTY COUNCIL  
SUMMARY FINANCIAL BUDGET**

2006/07			2007/08		
Budget £000	Actuals £000		Gross Expenditure £000	Income £000	Net Expenditure £000
68,238	67,085	Lifelong Learning	86,086	15,680	70,406
21,139	21,832	Environment	38,514	16,759	21,755
35,857	34,232	Social Services and Housing	55,033	16,966	38,067
6,151	5,865	Resources	9,443	2,894	6,549
1,266	1,287	County Clerks	1,780	393	1,387
4,093	4,240	Corporate	29,296	23,059	6,237
<hr/>	<hr/>		<hr/>	<hr/>	<hr/>
136,744	134,541		220,152	75,751	144,401
11,020	10,170	Capital Financing	10,965		10,965
<hr/>	<hr/>		<hr/>	<hr/>	<hr/>
147,764	144,711		231,117	75,751	155,366
4,185	4,184	Levies	4,212		4,212
<hr/>	<hr/>		<hr/>	<hr/>	<hr/>
151,949	148,895		235,329	75,751	159,579
	2,972	Contribution to / (from) balances			
	703	Contribution to reserves			
<hr/>	<hr/>		<hr/>	<hr/>	<hr/>
<b>152,018</b>	<b>152,570</b>	<b>Total General Fund Expenditure</b>	<b>235,329</b>	<b>75,751</b>	<b>159,579</b>
0	0	<b>Total HRA</b>	10,100	10,100	0
<hr/>	<hr/>		<hr/>	<hr/>	<hr/>
<b>152,018</b>	<b>152,570</b>	<b>GRAND TOTAL</b>	<b>245,429</b>	<b>85,851</b>	<b>159,579</b>
		<b>To be financed by:</b>			
97,945	97,945	Revenue Support Grant			102,088
21,422	21,422	Business Ratepayers			23,267
32,196	32,818	Council Taxpayers			33,755
386	385	Other Grants			469
<hr/>	<hr/>		<hr/>	<hr/>	<hr/>
<b>151,949</b>	<b>152,570</b>	<b>Total General Fund Income</b>			<b>159,579</b>

# LIFELONG LEARNING DIRECTORATE

## SUMMARY FINANCIAL BUDGET

### Introduction

The Lifelong Learning Directorate comprises Education Services; Countryside and Leisure; Tourism, Heritage & Culture; Corporate Services and Strategy & Resources. To enable these services to be delivered effectively, the Directorate relies on its vast asset portfolio that includes 52 Primary Schools, 8 Secondary Schools 2 Special Schools, 7 Leisure Centres, 4 Museums/Heritage Attractions, 8 Libraries and 4 Theatres/Arts Venues.

### Key Priorities

Education Services have 8 priorities for the years 2006–2009 comprising:

- Supporting and challenging schools to raise standards in order to increase the percentage of pupils achieving the expected levels of attainment in KS2 – KS4
- Review services for pupils with Special Educational Needs (SEN) and maintain strict monitoring of SEN expenditure
- Retain key staff within the Inclusive Learning Department
- Monitor the implementation of the Workload Agreement in Denbighshire schools
- Manage the provision of two special schools effectively
- Increase the attendance rates in two Secondary schools in Rhyl
- Improve the provision for post-16 education
- Reduce the number of permanent and fixed term exclusions

Countryside & Leisure and Tourism, Heritage & Culture have 6 themes for the years 2005 – 2008 to help achieve their vision of promoting these services in Denbighshire:

- Opening Doors
- Learning for Life
- Opportunities for All
- Working With and Through Others
- Striving for the Best
- Delivering the Vision

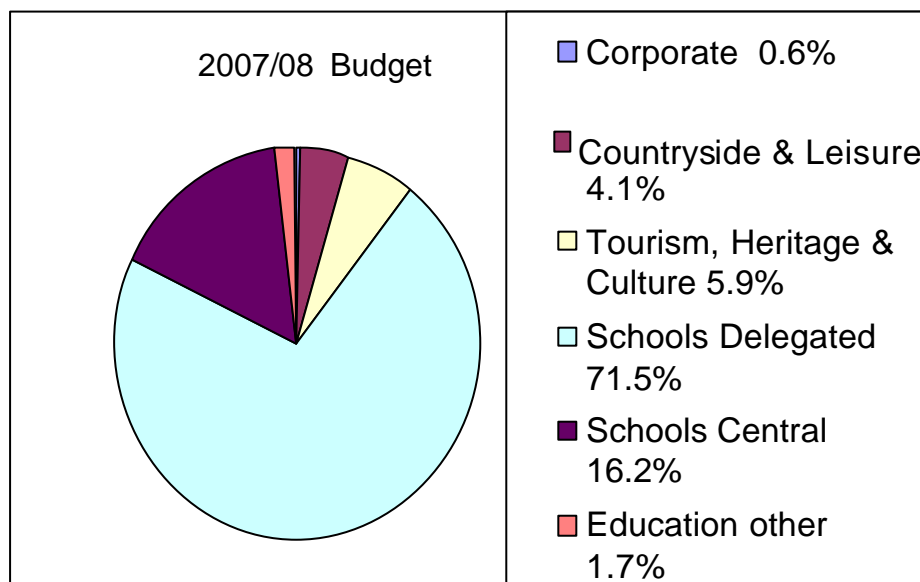
## Planned Projects

The coming twelve months will be an exciting time for the Directorate as there are several high profile projects happening that will enhance and promote living and visiting Denbighshire:

- Transforming Ruthin Craft Centre into the national centre for contemporary and applied arts
- Rebuild the Scala Cinema and Arts Centre in Prestatyn to provide a new community focus and an improved quality of life for local people
- The development of Community Learning Centres providing accessible learning to local communities
- The development of a new Primary School in Prestatyn

## Directorate Budget 2007/08

The budget for the year for the Directorate is £70,406,353 broken down as follows:



The 2007/08 budget represents an increase of 13.4% from last year; however, this includes the transfer of the Tourism budget from the Environment Directorate. Additional funding has been made available this year in targeted pressure areas e.g. School Transport and School Meals. In addition significant additional funding has been made available for Secondary Schools.

The main changes from the 2006/07 budget to this year are indicated below:

<b>2006/07 Budget</b>	<b>£000</b>
	<b>68,238</b>
Inflation	1,816
Specific WAG Funding (School Improvement, SEN, School Councils)	390
School Meals	150
Tim Data	60
School & College Transport	100
Schools Revenue Budgets	717
Other growth/bids	228
Transfers in	348
Transfers out	(1,201)
Efficiencies (see below)	(282)
Other savings	(158)
<b>2007/08 Budget</b>	<b>70,406</b>

### **Efficiencies**

The target for efficiency savings for the year is £282k. The Directorate is continually looking to improve efficiency and looking at new and innovative ways of working. This will be achieved in the following areas:

	<b>£000</b>
Schools	100
Alternative Service Delivery Options	32
Vacancy & staff management/restructuring	73
Review of Contracts	10
Introduce new fees & charges	58
Other	9
<b>Total</b>	<b>282</b>

## **LIFELONG LEARNING BUDGET SUMMARY**

	<b>GROSS EXPENDITURE</b>	<b>INCOME</b>	<b>NET BUDGET</b>
	<b>£</b>	<b>£</b>	<b>£</b>
Arts & Cultural Attractions	3,301,178	(1,618,024)	1,683,154
Tourism, Heritage & Culture	111,961	(10)	111,951
Corporate Services	434,152	(47,496)	386,656
Countryside	1,165,516	(695,222)	470,294
School Funds Delegated	54,919,860	(4,575,442)	50,344,418
School Funds Held Centrally	16,319,935	(4,915,063)	11,414,872
Library & Information Services	2,077,106	(168,221)	1,908,885
Countryside, Leisure Support	88,066	(47)	88,019
Leisure Services	5,069,947	(2,717,529)	2,352,418
Non School Funding	2,102,364	(905,077)	1,187,287
Tourism	495,787	(37,388)	458,399
	<b>86,085,872</b>	<b>(15,679,519)</b>	<b>70,406,353</b>

<b>2005/2006</b>	<b>2006/2007</b>	<b>2007/2008</b>
<b>Actuals</b>	<b>Budget</b>	<b>Budget</b>
<b>£</b>	<b>£</b>	<b>£</b>

### **ARTS & CULTURAL ATTRACTIONS**

Archives	200,964	237,730	243,629
Heritage	219,853	196,566	201,505
Arts	137,379	140,372	142,410
Other Culture	339,504	305,987	304,966
Education	494	1,471	1,501
Royal International Pavilion	156,200	234,071	229,808
Llangollen International Eisteddfod	72,884	19,557	13,956
Pavilion Theatre	527,092	534,806	545,379
<b>TOTAL ARTS &amp; CULTURAL ATTRACTIONS</b>	<b>1,654,370</b>	<b>1,670,560</b>	<b>1,683,154</b>

### **TOURISM, HERITAGE AND CULTURE**

Tourism, Culture & Heritage	0	110,303	111,951
<b>TOTAL TOURISM, HERITAGE AND CULTURE</b>	<b>0</b>	<b>110,303</b>	<b>111,951</b>

### **CORPORATE SERVICES**

Equalities	235,057	172,357	122,705
Press & Public Relations	108,176	119,759	124,738
County Voice	137,509	139,371	139,213
<b>TOTAL CORPORATE SERVICES</b>	<b>480,742</b>	<b>431,487</b>	<b>386,656</b>

### **COUNTRYSIDE**

Management & Support	83,381	3,234	56,096
Warden Service	165,177	159,921	178,884
Visitor Services	90,849	99,209	74,705
Countryside Projects	56,440	52,812	50,081
Woodlands & Conservation	45,913	53,161	54,371
Archaeology	33,445	34,928	33,228
Ecology	13,739	24,209	22,929
<b>TOTAL COUNTRYSIDE</b>	<b>488,946</b>	<b>427,474</b>	<b>470,294</b>

### **SCHOOL FUNDS DELEGATED**

Primary Schools – Delegated	21,198,608	22,535,140	23,214,920
Secondary Schools – Delegated	21,668,822	22,864,079	23,579,789
Special Schools - Delegated	3,475,725	3,492,176	3,549,709
<b>TOTAL SCHOOL FUNDS DELEGATED</b>	<b>46,343,156</b>	<b>48,891,395</b>	<b>50,344,418</b>

<b>2005/2006</b>	<b>2006/2007</b>	<b>2007/2008</b>
<b>Actuals</b>	<b>Budget</b>	<b>Budget</b>
<b>£</b>	<b>£</b>	<b>£</b>

### **SCHOOL FUNDS HELD CENTRALLY**

Management & Secretariat	308,917	343,360	351,843
Administration	149,876	218,581	196,648
Tim Data	142,548	153,703	219,587
Equipment, Maintenance	17,941	16,067	17,658
Asset Management	151,867	323,794	325,534
Financial Services	279,178	299,277	102,402
Personnel	155,452	169,312	203,738
Client Services	(8,222)	117,993	106,944
Home to School Transport	1,844,802	1,937,463	1,943,566
Outdoor Pursuit	93,928	97,685	99,639
Advisory	739,090	972,717	857,955
Business & Performance	60,350	65,125	82,998
Education Social Workers	175,816	206,005	211,215
Music Tuition	108,172	118,758	121,449
Better Schools Fund	686,950	553,675	571,561
Welsh Language Grants	51,392	49,981	52,786
English as an Additional Language	0	132,652	137,562
Primary Education – Non Delegated	1,350,946	1,352,281	1,393,831
Secondary – Non Delegated	1,587,591	1,315,157	1,483,800
Special Schools – Non Delegated	125,053	153,899	158,294
Pupil Referral Unit	831,579	859,035	886,404
Transport Special Education Needs	1,098,689	1,217,684	1,413,459
Statementing	229,352	239,805	246,386
Educational Psychology	329,316	360,790	369,818
Sensory Support	198,702	214,053	220,899
Learning Development Team	294,236	317,318	326,578
Applied Behavioural Support	200,443	213,399	219,169
Pupil Support	373,985	10,113	205,359
Special Education General	4,097	24,009	24,490
Special Education Out of County	(1,079,140)	(1,114,466)	(1,136,700)
<b>TOTAL SCHOOL FUNDS HELD CENTRALLY</b>	<b>10,482,907</b>	<b>10,939,225</b>	<b>11,414,872</b>

### **LIBRARY & INFORMATION SERVICES**

Libraries	1,413,965	1,424,057	1,468,390
Mobile Library Service	67,178	66,803	65,456
School Library Service	0	984	1,032
Bibliography	57,212	58,785	59,171
Childcare Information Service	27,722	31,248	29,915
Y Capel	0	56,690	67,137
One Stop Shops	203,675	219,608	217,784
<b>TOTAL LIBRARY &amp; INFORMATION SERVICES</b>	<b>1,769,752</b>	<b>1,858,175</b>	<b>1,908,885</b>

### **COUNTRYSIDE, LEISURE SUPPORT**

Countryside & Leisure Services	230,330	86,210	88,019
<b>TOTAL COUNTRYSIDE, LEISURE SUPPORT</b>	<b>230,330</b>	<b>86,210</b>	<b>88,019</b>



<b>2005/2006</b>	<b>2006/2007</b>	<b>2007/2008</b>
<b>Actuals</b>	<b>Budget</b>	<b>Budget</b>
<b>£</b>	<b>£</b>	<b>£</b>

### **LEISURE SERVICES**

Management & Support	138,540	209,112	211,718
Sports Development	128,039	139,483	151,705
Recreation & Events	99,990	109,186	111,599
Resorts & Amenities	143,771	308,693	298,044
Ruthin Craft Centre	74,147	72,416	109,856
Corwen Leisure Centre	158,197	179,732	179,865
Rhyl Leisure Centre	367,224	204,391	214,034
Prestatyn Leisure Centre	21,187	46,178	46,729
St. Asaph Leisure Centre	20,930	30,260	18,040
Denbigh Leisure Centre	120,625	147,075	143,226
Ruthin Leisure Centre	62,212	88,357	86,260
Llangollen Leisure Centre	78,721	78,558	79,094
Community Buildings	177,175	201,815	209,536
Scala Cinema	(7,430)	5,877	9,353
Parks, Playing Fields & Open Spaces	97,395	167,328	190,463
Grants	269,892	273,000	268,359
Christchurch Community Leisure Centre	0	14,104	13,718
GP Exercise Referral Co-ordination	0	0	10,819
<b>TOTAL LEISURE SERVICES</b>	<b>1,950,615</b>	<b>2,275,565</b>	<b>2,352,418</b>

### **NON SCHOOL FUNDING**

Pre-School Education	415	199	203
Adult Education	0	0	150
Integrated Children's Centres	0	315	324
Support for Students	94,026	109,532	125,911
Residual Pensions	74,091	76,247	77,772
Youth Service	533,898	590,700	625,534
Transport – College Pupils	341,366	321,515	357,393
<b>TOTAL NON SCHOOL FUNDING</b>	<b>1,043,795</b>	<b>1,098,508</b>	<b>1,187,287</b>

### **TOURISM**

Tourism	0	365,430	373,829
Marketing	0	83,414	84,570
<b>TOTAL TOURISM</b>	<b>0</b>	<b>448,844</b>	<b>458,399</b>

### **TOTAL LIFELONG LEARNING**

<b>64,444,614</b>	<b>68,237,746</b>	<b>70,406,353</b>
-------------------	-------------------	-------------------

## ENVIRONMENT

### SUMMARY FINANCIAL BUDGET

#### Introduction

The Environment Directorate is comprised of five departments: Development Services, Environmental Services, Finance & Performance, Planning & Public Protection and Transport & Infrastructure. Some of the main functions include economic regeneration and property management, waste and recycling management, public realm, school meals, planning, trading standards, licensing, public and school transport, highway maintenance and improvement, and traffic safety.

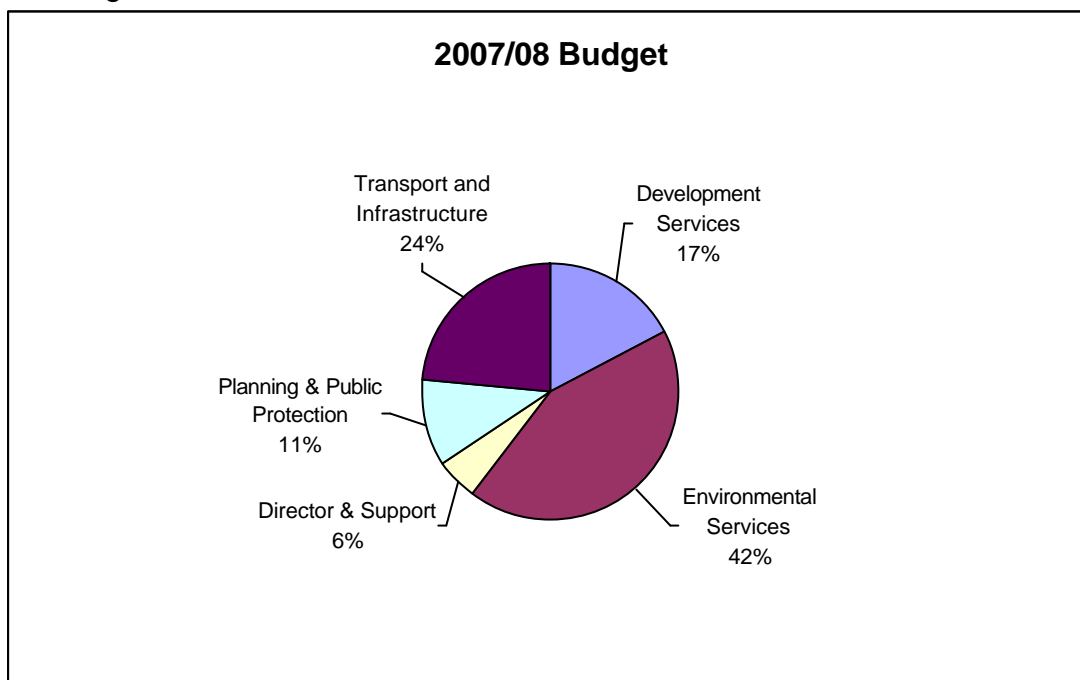
#### Key Priorities

The Environment Directorate Business Plan 2006 – 2009 identifies 6 Goals linked to themes based on the Vision:

- **Sustainability** - Achieving environmental sustainability in Denbighshire.
- **Sustainable Assets and Infrastructure** - Working to ensure the sustainability of the Council's assets including buildings and other infrastructure.
- **Regulation/Enforcement** - Using existing enforcement powers to protect the natural environment and the public of Denbighshire.
- **Collaboration/Partnership working** - To achieve the priorities of the Council more efficiently through collaboration and partnership working.
- **Regeneration** - Promoting the economic sustainability of Denbighshire.
- **Quality of Service** – Improving the quality of services we deliver and being accountable to the public of Denbighshire.

## Directorate Budget 2007-08

The budget for the year for the Directorate is £21,754,844 broken down into the following service areas:



The 2007/08 budget represents an increase of 3% from the 2006/07 Budget of £21,139k; this includes the transfer of the Tourism budget to Life Long Learning. The main changes from the 2006/07 budget to 2007/08 are indicated in the following table:

	£000
<b>2006/07 Budget</b>	<b>21,139</b>
Inflation	755
Service Pressures	441
Additional Specific WAG funds	115
Transfers In and Out of Settlement	41
Budget Virements	(36)
Efficiency Savings	(400)
Further Savings	(300)
<b>2007/08 Budget</b>	<b>21,755</b>

### Service Pressures

As part of the 2007/08 budget cycle Directorates were requested to identify service pressures that they wished to have considered for additional funding. Of the £383k identified £316k was allowed plus an additional £125k from the Corporate Bids. The £441k is detailed in the table below:

<b>2007/08 Service Pressures</b>	<b>£000</b>
Waste Management – Extra Licensing costs.	36
Car Parks – impact of proposals supported by Cabinet.	100
Land Charges – on going reduction in income from fees.	30
Regeneration – Preparatory work.	80
CCTV – Proposed future expansion.	30
Asset Management – review of stock of assets.	40
3D – to ensure improved pre feasibility input into schemes.	125
	<b>441</b>

### Efficiencies and Further Savings

The Directorate was required to find efficiency savings of £700k, of which £400k were the original savings required by the Assembly and £300k of additional savings in order to minimise the potential impact on the level of Council Tax in 2007/08.

The table below highlights some of the proposed savings:

	<b>Efficiencies £000</b>	<b>Further Savings £000</b>
Rationalisation of office accommodation	50	
Savings following staffing changes and reviews	151	
Increased Income	72	
Savings in salt procurement	20	
Capitalisation of highways and property repairs		300
Other – as detailed in Report to County Council 13 <sup>th</sup> February 2007	107	
	<b>400</b>	<b>300</b>

### Additional Specific WAG Funds

Additional funding was received from the Welsh Assembly Government in respect of Land Fill Tax (£109k) and EU Food Hygiene Legislation (£6k).

### Transfers In and Out of Settlement

Additional funding was received from the Welsh Assembly Government in respect of Smoke Free Legislation (£41k)

### Summary

The Directorate faces some very significant challenges in 2007/08 including the increased expectation of improved service delivery, remaining within the 2007/08 budget and achieving the efficiency savings identified.

## **ENVIRONMENT SUMMARY BUDGET**

	<b>GROSS EXPENDITURE £</b>	<b>INCOME £</b>	<b>NET BUDGET £</b>
Development Services	8,848,716	(5,077,570)	3,771,146
Environmental Services	14,409,137	(5,211,573)	9,197,564
Planning and Public Protection	4,340,152	(1,943,050)	2,397,102
Transport and Infrastructure	9,270,876	(4,150,496)	5,120,380
Director and Support	1,644,748	(376,096)	1,268,652
<b>TOTAL ENVIRONMENT</b>	<b>38,513,629</b>	<b>(16,758,785)</b>	<b>21,754,844</b>

<b>2005/2006</b>	<b>2006/2007</b>	<b>2007/2008</b>
<b>Actuals</b>	<b>Budget</b>	<b>Budget</b>
<b>£</b>	<b>£</b>	<b>£</b>

### **DEVELOPMENT SERVICES**

Conservation & Implementation	98,446	98,002	100,596
ERU-management & Support	130,384	164,051	134,714
ERU-business Support	127,835	152,115	195,583
Marketing	228,907	185,269	183,623
Objective 1 Projects	288,129	248,639	328,756
Tourism	271,597	0	0
Industrial Estates	(303,460)	(306,756)	(318,644)
Regeneration & External Funding	321,576	339,594	272,779
Coastal Facilities	0	(40,337)	(24,121)
Office Accommodation	1,750,914	1,918,192	1,905,514
Agricultural Estates	(157,021)	(168,114)	(171,298)
Depots	17,549	0	442
Miscellaneous Property	38,278	58,147	59,824
Allotments	1,605	1,255	1,280
Valuation & Estates	330,596	329,916	323,196
County Building Group	99,416	278,841	244,286
Denbighshire Design & Development	75,185	147,168	212,832
Health & Safety	192,750	351,737	321,784
<b>TOTAL DEVELOPMENT SERVICES</b>	<b>3,512,686</b>	<b>3,757,719</b>	<b>3,771,146</b>

### **ENVIRONMENTAL SERVICES**

Public Conveniences	336,633	321,825	322,471
Sanddrift	20,400	0	0
Principal Roads - Street Lighting	102,740	129,296	116,652
Non principal roads - Street Lighting	394,905	504,592	490,699
CCTV etc	285,677	408,625	451,645
Parks & Open Spaces	962,087	714,402	735,521
Cemeteries	124,895	104,834	99,942
Refuse Collection & Waste Disposal	4,376,893	4,766,593	4,861,240
Environmental Maintenance	1,352,570	1,262,360	1,337,100
Environmental Services - Management & Support	583,658	690,029	782,294
<b>TOTAL ENVIRONMENTAL SERVICES</b>	<b>8,540,458</b>	<b>8,902,556</b>	<b>9,197,564</b>

### **DIRECTOR AND SUPPORT**

Corporate Director - Environment	335,527	281,313	463,685
Finance & Performance	606,547	800,317	804,967
<b>Total DIRECTOR AND SUPPORT</b>	<b>942,074</b>	<b>1,081,630</b>	<b>1,268,652</b>

	<b>2005/2006</b>	<b>2006/2007</b>	<b>2007/2008</b>
	<b>Actuals</b>	<b>Budget</b>	<b>Budget</b>
	<b>£</b>	<b>£</b>	<b>£</b>
<b><u>PLANNING AND PUBLIC PROTECTION</u></b>			
Management & Support	480,797	438,139	593,281
Food Safety	227,246	236,900	227,552
Health & Safety – Enforcement	83,366	88,463	87,070
Public Health	167,465	151,751	156,374
Pollution Control	181,235	191,425	184,353
Scientific Services	76,271	73,288	73,656
Street Markets – General	(8,185)	(8,146)	(8,309)
Licensing	(4,964)	25,694	1,694
Trading Standards	347,793	349,569	421,197
Housing Enforcement	148,662	199,122	194,532
Renovation Grants	29	(20,163)	(18,475)
Renewal Services	(25,000)	11,032	0
Development Planning & Policy	352,533	293,636	293,377
Development Control	286,180	256,413	172,729
Building Control	(3,193)	16,934	(17,666)
Land Charges	(87,026)	(94,311)	(61,239)
Crime & Disorder	0	95,277	96,976
<b>PLANNING AND PUBLIC PROTECTION</b>	<b>2,223,209</b>	<b>2,305,023</b>	<b>2,397,102</b>
<b><u>TRANSPORT AND INFRASTRUCTURE</u></b>			
Principal Roads - Highways Maintenance	481,244	466,945	469,363
Non Principal Road- Highways Maintenance	2,234,019	2,254,535	2,138,174
Traffic & Transport - Works	592,793	539,490	552,490
Public Transport	535,386	637,226	650,325
Head of Highways & Transport	57,467	75,172	77,013
Highways Network – Administration	720,083	821,986	886,957
Bridges & Engineering – Administration	324,356	0	142,984
Traffic & Transportation - Administration	304,316	530,099	544,084
Public Transport - Administration	65,602	72,695	69,854
Fleet Manager - Client	0	0	(20,000)
Highways Administrative Support	126,537	270,799	241,584
Major Projects Group	(123,428)	16,036	(139,982)
Class A Roads - Bridges & Structures	37,126	32,660	33,861
Class B Roads - Bridges & Structures	15,536	39,739	41,059
Class C Roads - Bridges & Structures	50,085	39,001	40,610
Unclassified Roads - Bridges & Structures	27,118	28,707	29,787
Footpaths	62,366	61,107	63,553
Bridleways	19,685	18,084	18,907
Byways	15,769	9,369	7,675
General Rights of Way	1,188	15,218	17,575
Coast Protection	33,210	31,533	26,163
Car Parks	(680,524)	(868,187)	(771,656)
<b>TRANSPORT AND INFRASTRUCTURE</b>	<b>4,899,934</b>	<b>5,092,214</b>	<b>5,120,380</b>
<b>TOTAL ENVIRONMENT</b>	<b>20,118,362</b>	<b>21,139,142</b>	<b>21,754,844</b>

# **SOCIAL SERVICES & HOUSING DIRECTORATE**

## **SUMMARY FINANCIAL BUDGET**

### **Introduction**

#### **Social Services**

The Social Services Department seeks to make life better for vulnerable people. This will be achieved by working together with individuals, their carers and the local community to provide services which will help them feel safe, supported and as independent as possible.

The social services budget is split into four main categories:

- Children and Family Services
- Adult Services
- Business Support & Development
- Housing

#### **Housing**

The Housing Department is responsible for housing and related services. This includes the provision and upkeep of council housing, providing services and support to homeless people and trying to maintain a supply of affordable housing within the county. The long term strategic aims of the Housing Department are to ensure that existing and future residents of Denbighshire have the opportunity to access a range of appropriate and affordable housing whether they rent or own their home.

The Housing budget is divided between services that are solely concerned with council housing (called the Housing Revenue Account – see below) and other housing related services which are reported as Non-HRA Housing.

In 2006, the council has decided to retain its housing stock and is continuing a major improvement programme that will bring all dwellings up to the Welsh Housing Quality Standard by 2012.

### **Key Priorities 2007/08**

The key priorities for Social Services & Housing are to improve:

- the way that services are delivered through improving quality and choice, developing preventative and 'reablement' services and using technology to assist in care
- the way we work through improving assessment and care management and the processes for protection of children and vulnerable adults
- levels of participation and communication with partner agencies, service users and tenants
- the way resources are used through developing joint commissioning, retention of staff and effective use of finance and information technology



## **Budget Changes**

The main changes from last year's revenue budget are that £0.5m of external grant income is now included in the budget settlement for Social Services and additional funding of £1.087m has been made available for growing demographic pressures, particularly in the population of older people. There have been no major changes to the Non-HRA Housing budget.

The table below shows the changes from last year's budget to 2007/08 in more detail:

<b><u>Social Services and Housing Budget Summary 2007/08</u></b>								
	<b>Budget 2006/07 £'000</b>	<b>Inflation £'000</b>	<b>Grants In £'000</b>	<b>Pressures £'000</b>	<b>New Money £'000</b>	<b>Efficiencies £'000</b>	<b>Virement</b>	<b>Budget 2007/08 £'000</b>
<b>Children &amp; Families</b>	8,342	223	448	0	199	(137)	(489)	8,586
<b>Adult Services</b>	25,238	806	106	587	288	(338)	345	27,032
<b>Business Support &amp; Development</b>	2,031	42	0	13	0	(43)	167	2,210
<b>Non HRA Housing</b>	246	10	0	0	0	(24)	6	238
<b>Total</b>	<b>35,857</b>	<b>1,081</b>	<b>554</b>	<b>600</b>	<b>487</b>	<b>(542)</b>	<b>29</b>	<b>38,066</b>

## **Efficiencies**

The directorate was required to find efficiency savings of £542k. It is planned to achieve this by a range of measures, including the following:

- cross-directorate transport savings (£50k)
- reduce foster placement costs in Children's Services (£75k)
- reconfigure elements of Adult Services provision (£190k)
- reduced B&B costs in Housing (£18k)

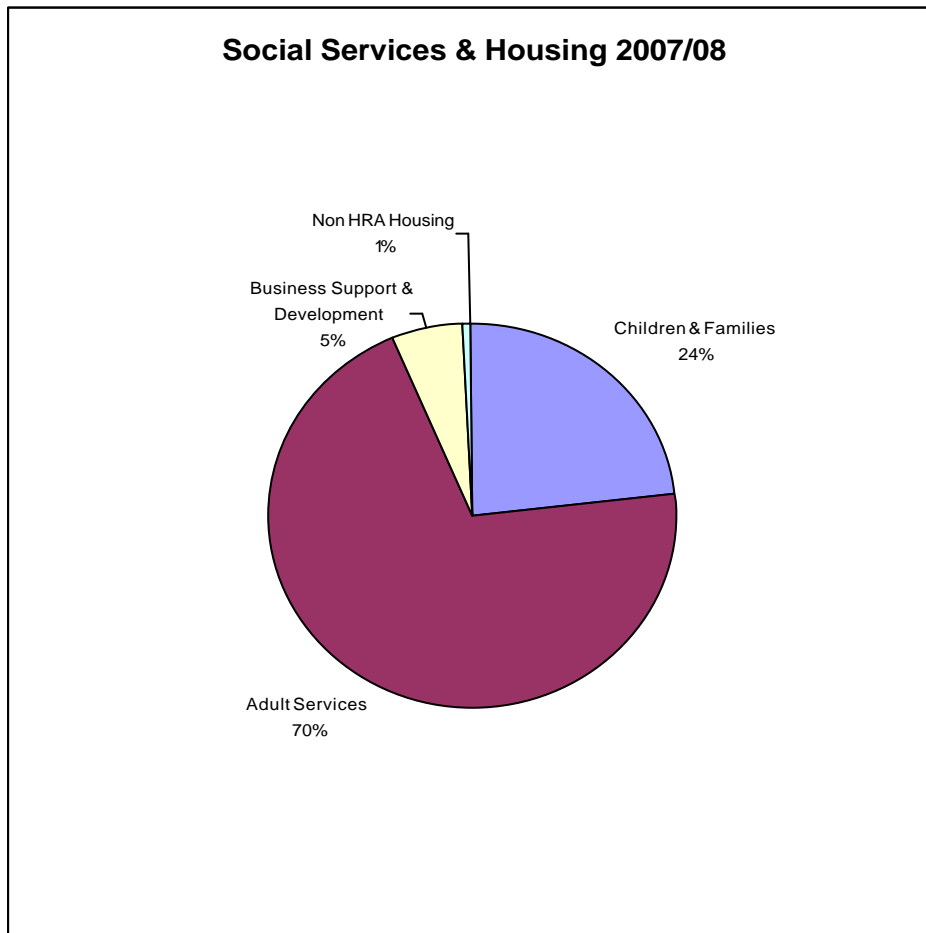
## **Housing Revenue Account**

The council has a statutory obligation to account separately for local authority housing provision. Therefore, income of £10.1m (mostly rents) and expenditure of £9.3m (housing repairs, management and subsidy payments) associated with the provision of council housing is accounted for separately within the Housing Revenue Account (HRA).

More detailed information about the HRA and the housing capital plan is shown on page 42.

## **Social Services & Housing Budget Allocation 2007/08**

The Directorate plans to use its funds as follows in 2007/08:



## SOCIAL SERVICES AND HOUSING SUMMARY BUDGET

	GROSS EXPENDITURE £	INCOME £	NET BUDGET £
<b>ADULT SERVICES</b>			
Learning Disabilities	7,263,447	(1,941,618)	5,321,829
Mental Illness	2,683,001	(292,361)	2,390,640
Other Adult Services	4,255,651	(3,557,474)	698,177
Older People	16,856,595	(2,710,706)	14,145,889
PDSI	2,412,007	(88,759)	2,323,248
Performance Management & Commissioning	2,241,314	(123,603)	2,117,711
Supporting People	4,335,626	(4,301,168)	34,458
<b>Total Adult Services</b>	<b>40,047,641</b>	<b>(13,015,689)</b>	<b>27,031,952</b>
<b>BUSINESS SUPPORT AND DEVELOPMENT</b>			
Business Support & Development	2,572,049	(468,162)	2,103,887
Senior Management Housing	1,550,517	(1,312,085)	238,432
Senior Management	453,328	(347,185)	106,143
<b>Total Business Support &amp; Development</b>	<b>4,575,894</b>	<b>(2,127,432)</b>	<b>2,448,462</b>
<b>CHILDREN'S SERVICES</b>			
Children's Grant	1,710,840	(1,710,840)	0
Commissioning, Plan.& Perform	933,564	0	933,564
Operational Services	2,246,766	(97,520)	2,149,246
Resources & Specialist Services	3,971,546	(14,472)	3,957,074
Specialist Department Resources	1,546,585	0	1,546,585
<b>Total Children's Services</b>	<b>10,409,301</b>	<b>(1,822,832)</b>	<b>8,586,469</b>
<b>TOTAL SOCIAL SERVICES AND HOUSING</b>	<b>55,032,836</b>	<b>(16,965,953)</b>	<b>38,066,883</b>

<b>2005/2006</b>	<b>2006/2007</b>	<b>2007/2008</b>
<b>Actuals</b>	<b>Budget</b>	<b>Budget</b>
<b>£</b>	<b>£</b>	<b>£</b>

## **ADULT SERVICES**

### **LEARNING DISABILITIES**

Management Costs	(8,872)	156,008	127,816
Community Living Learning Disability	380,572	316,097	289,336
All Wales Strategy	(403,667)	11,317	3,543
Work Opportunities	607,136	621,233	646,301
Social Work Care Management	277,549	391,538	299,892
Voluntary Organisations & Service Principles	52,956	43,360	153,864
Learning Disabilities – Work Opportunities	604,877	628,726	649,070
Learning Disabilities – Community Living	718,564	934,841	965,536
Family Support	332,882	195,773	336,322
Respite, Residential & Nursing Placements	675,578	643,674	1,850,149
Bryn y Neuadd Resettlement	0	0	0
<b>TOTAL LEARNING DISABILITIES</b>	<b>3,237,574</b>	<b>3,942,567</b>	<b>5,321,829</b>

### **MENTAL ILLNESS**

Mental Illness Strategy	(84,063)	0	85,192
Community Mental Health Team	404,903	459,863	495,916
Mental Illness – Residential Care	215,953	198,479	198,225
Mental Illness – Day Services	152,682	153,571	157,416
Community Care – Mental Illness	910,359	800,889	1,453,891
<b>TOTAL MENTAL ILLNESS</b>	<b>1,599,835</b>	<b>1,612,802</b>	<b>2,390,640</b>

### **OTHER ADULT SERVICES**

Community Development	190,521	181,182	186,636
Intake – North Direct Payments	66,418	31,200	61,700
Health & Social Care Well-being	26,831	27,280	27,280
Carer's Grant	190,433	156,573	0
Out of Hours – Adults	51,076	76,277	78,146
Flexible Community Care Schemes	41,811	308,547	171,460
Care Capacity Grant	72,772	0	0
Cefndy Enterprises	113,433	124,984	172,955
<b>TOTAL OTHER ADULT SERVICES</b>	<b>753,295</b>	<b>906,043</b>	<b>698,177</b>

<b>2005/2006</b>	<b>2006/2007</b>	<b>2007/2008</b>
<b>Actuals</b>	<b>Budget</b>	<b>Budget</b>
<b>£</b>	<b>£</b>	<b>£</b>

### **OLDER PEOPLE**

Elderly - Residential Services	1,924,760	1,853,987	1,984,234
Day Centres for the Elderly	508,834	468,134	501,652
Home Care	750,458	864,668	880,904
Meals Service	467	17,352	17,821
Luncheon Clubs	206	742	797
Cornerstone Project	1,452	1,644	1,856
North Denbighshire Rehabilitation Project	93	0	0
Intake, Assessment & Care Management	1,052,333	1,429,620	1,694,714
Community Care Older People - North	6,705,279	7,109,416	6,024,966
Community Care Older People - South	2,226,914	2,290,185	2,259,898
Delayed Transfer Of Grant	45,396	134,756	254,674
Voluntary Organisations – South	162,509	179,037	182,617
Reablement	235,618	374,292	341,756
<b>TOTAL OLDER PEOPLE</b>	<b>13,614,322</b>	<b>14,723,833</b>	<b>14,145,889</b>

### **PHYSICAL DISABILITY SENSORY IMPAIRMENT**

Physical Disability	23,141	6,769	7,017
Disability Equipment Stores	81,746	79,065	89,565
Community Living	10	0	0
Community Care PDSI (North)	376,455	434,560	464,138
Social Work (Care Management) (South)	343,063	502,002	638,464
Community Care PDSI (South)	239,064	256,733	204,979
Visual Impairment (County)	9,144	16,505	16,836
Hearing Impairment (County)	7,931	7,670	7,823
Drugs & Alcohol	57,050	62,567	87,141
Occupational Therapy	527,912	621,265	678,708
Voluntary Organisations PDSI	62,958	81,877	83,514
Direct Payments - South	34,599	43,750	45,063
<b>TOTAL PHYSICAL DISABILITY SENSORY IMPAIRMENT</b>	<b>1,763,074</b>	<b>2,112,763</b>	<b>2,323,248</b>

### **PERFORMANCE MANAGEMENT & COMMISSIONING**

Adult Services – Community & Inter Care	1,752,074	2,205,975	1,894,139
Welfare Rights	175,327	184,925	223,572
<b>TOTAL PERFORMANCE MGT &amp; COMMISSIONING</b>	<b>1,927,401</b>	<b>2,390,900</b>	<b>2,117,711</b>

### **SUPPORTING PEOPLE**

Supporting People	(834,841)	3,279	34,458
<b>TOTAL SUPPORTING PEOPLE</b>	<b>(834,841)</b>	<b>3,279</b>	<b>34,458</b>

### **TOTAL ADULT SERVICES**

<b>22,060,660</b>	<b>25,692,187</b>	<b>27,031,952</b>
-------------------	-------------------	-------------------

<b>2005/2006</b>	<b>2006/2007</b>	<b>2007/2008</b>
<b>Actuals</b>	<b>Budget</b>	<b>Budget</b>
<b>£</b>	<b>£</b>	<b>£</b>

## **BUSINESS & SUPPORT**

### **BUSINESS SUPPORT & DEVELOPMENT**

Business Support & Development	792,896	703,796	772,187
External Funding	356,625	362,871	367,769
Training		0	495,451
Directorate Costs	451,664	489,337	468,480
<b>TOTAL BUSINESS SUPPORT &amp; DEVELOPMENT</b>	<b>1,601,186</b>	<b>1,556,004</b>	<b>2,103,887</b>

### **SENIOR MANAGEMENT HOUSING**

P.S.H. - HOMELESSNESS/NON HRA	202,465	185,342	173,101
P.S.H. WELFARE HOUSING/NON HRA	(78,689)	(435)	(4,390)
PIPER LIFELINE TELEPHONES	(63,629)	(65,948)	(67,266)
HOUSING STRATEGY	115,788	133,743	136,987
<b>TOTAL SENIOR MANAGEMENT HOUSING</b>	<b>175,935</b>	<b>252,702</b>	<b>238,432</b>

### **SENIOR MANAGEMENT**

Advice Centre	23,376	16,340	16,830
Professional Support	83,409	98,212	89,313
<b>TOTAL SENIOR MANAGEMENT</b>	<b>106,785</b>	<b>114,552</b>	<b>106,143</b>

### **TOTAL BUSINESS SUPPORT & DEVELOPMENT**

<b>1,883,905</b>	<b>1,923,258</b>	<b>2,448,462</b>
------------------	------------------	------------------

## **CHILDREN & FAMILIES**

### **COMMISSIONING, PLANNING & PERFORMANCE**

Voluntary Organisations	(56,830)	325,074	94,259
Performance & Management Support	593,115	800,256	839,305
<b>TOTAL COMMISS. PLANNING &amp; PERFORMANCE</b>	<b>536,285</b>	<b>1,125,330</b>	<b>933,564</b>

### **OPERATIONAL SERVICES**

Child Care Social Work	1,141,499	1,330,183	1,633,582
Children First Programme	237,733	364,622	381,621
Prevention / Support (Sec.17) Day Care	37,679	48,152	54,399
Out of Hours	69,642	77,716	79,644
<b>TOTAL OPERATIONAL SERVICES</b>	<b>1,486,553</b>	<b>1,820,673</b>	<b>2,149,246</b>

<b>2005/2006</b>	<b>2006/2007</b>	<b>2007/2008</b>
<b>Actuals</b>	<b>Budget</b>	<b>Budget</b>
<b>£</b>	<b>£</b>	<b>£</b>

**RESOURCES & SPECIALIST SERVICES**

Prevention / Support (Sec.17) Day Care	12,091	9,606	9,880
Child Care Staffing	679,364	1,059,094	1,193,559
Fostering	743,682	1,308,928	1,264,385
Adoption	105,354	150,827	132,860
Family Centres / NCH Projects	712,289	805,600	808,269
Project Support (16-18 Yr Old)	3,720	0	0
Family Support - CWD	193,850	257,385	304,907
Care Leavers	181,121	105,000	243,214
<b>TOTAL RESOURCES &amp; SPECIALIST SERVICES</b>	<b>2,631,470</b>	<b>3,696,440</b>	<b>3,957,074</b>

**SPECIALIST DEPARTMENT RESOURCES**

Residential - Out of County	2,696,339	1,598,973	1,546,585
<b>TOTAL SPECIALIST DEPARTMENT RESOURCES</b>	<b>2,696,339</b>	<b>1,598,973</b>	<b>1,546,585</b>

**TOTAL CHILDREN'S SERVICES**

<b>7,350,647</b>	<b>8,241,416</b>	<b>8,586,469</b>
------------------	------------------	------------------

**TOTAL PERSONAL SERVICES**

<b>31,295,212</b>	<b>35,856,861</b>	<b>38,066,883</b>
-------------------	-------------------	-------------------

# **RESOURCES, COUNTY CLERK'S & CORPORATE DIRECTORATE**

## **SUMMARY FINANCIAL BUDGET**

### **Introduction**

The Resources directorate comprises five services; Finance, Internal Audit, Human Resources (HR), Information Communication & Technology (ICT) and the Strategic Policy Unit.

County Clerk's includes Committee Administration, Legal & Registrars.

Corporate comprises Members, Elections, Chief Executive and Corporate items, plus Housing & Council Tax Benefits.

### **Key Priorities**

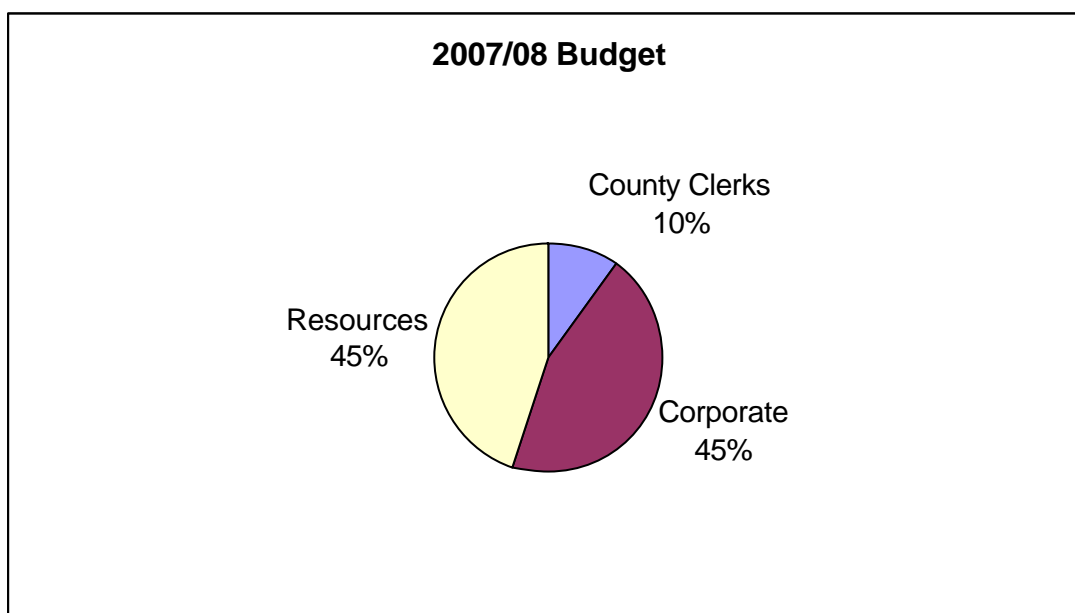
Resources Directorate have the following priorities for the years 2007 – 2010:

- Continue to build on the success of the Corporate Customer Service Centre.
- Launch of a newly designed website in late 2007.
- Implementation of the new eprocurement system, which will advocate greater use of corporate contracts resulting in lower processing and transaction costs.
- Development of an Electronic Document Management system. This system will make it easier for staff to work from home and will provide efficiencies both in improving processing times and reducing photocopying costs.
- Managing the impact of the national Single Status agreement.
- The potential impact of the review of support services.



## Directorate Budget 2007/08

The budget for these services for the year is £14,173,430 broken down into the following areas:



The 2007/08 budget represents an increase of 23.1% from last year, with additional funding being made available this year in targeted pressure areas e.g. Single Status and equal pay back pay claims, Coroner Service work and the development of the IT network.

The main changes from the 2006/07 budget to this year are indicated in the following table:

	<b>£000</b>
<b>2006/07 Budget</b>	<b>11,442</b>
Inflation & other committed increases	382
Further service pressures	2,329
Targeted efficiency savings	(270)
Other Transfers	290
<b>2007/08 Budget</b>	<b>14,173</b>

### Efficiencies

The target for efficiency savings for the year is £270,000. This will be achieved primarily in the following areas:

- Continuing improvement of procurement policies through our in-house Procurement Unit.
- Vacancy control and smarter working practices.
- Reduced audit fees and bank charges

### Planned Projects

Over the coming twelve months the Directorate will be involved in several projects which will further develop its financial strategy, namely:

- An increase in staff productivity through improved absence and performance management
- A reduction in office building occupancy through mobile and flexible working arrangements
- Streamlining of support services

### **Capital Financing**

The County Council funds a significant proportion of its capital expenditure through borrowing. Capital financing includes the cost of annual interest and principal debt repayments and the costs of managing the Council's debt portfolio. Also included in this budget is the income that the Council makes from its investments.

Prudential borrowing was introduced as part of the Local Government Act 2003 and came into effect on the 1<sup>st</sup> of April 2004. This system provides a new integrated approach to Capital Investment decision making with the Council having to ensure that it sets and monitors a number of prudential indicators that control the amount and type of borrowing it can undertake.

### **Precepts and Levies**

Apart from collecting its own Council Tax, the County Council also collects monies on behalf of Community Councils. This is known as a precept. The Council also has a statutory duty to pay levies to North Wales Fire and Rescue Authorities and the North Western and North Wales Sea Fisheries Committee.

## RESOURCES BUDGET SUMMARY

	<b>GROSS EXPENDITURE £</b>	<b>INCOME £</b>	<b>NET BUDGET £</b>
COUNTY CLERKS	1,780,282	(392,803)	1,387,479
CORPORATE / MISCELLANEOUS	29,295,757	(23,058,823)	6,236,934
RESOURCES	9,442,666	(2,893,649)	6,549,017
<b>POLICY, FINANCE &amp; RESOURCES</b>	<b>40,518,705</b>	<b>26,345,275</b>	<b>14,173,430</b>
CAPITAL FINANCING			<b>10,965</b>
LEVIES			<b>4,212</b>

<b>2005/2006</b>	<b>2006/2007</b>	<b>2007/2008</b>
<b>Actuals</b>	<b>Budget</b>	<b>Budget</b>
<b>£</b>	<b>£</b>	<b>£</b>

**COUNTY CLERKS**

Management & Support	11,134	9,597	9,789
Committee Administration	531,643	492,306	523,160
County Solicitors	624,322	574,567	653,077
Administration	18,295	26,535	22,066
Registrar - Births/Deaths/Marriages	48,861	70,635	64,008
Registration Of Electors	55,169	92,501	115,379
<b>COUNTY CLERKS</b>	<b>1,289,424</b>	<b>1,266,141</b>	<b>1,387,479</b>

**CORPORATE**

Members	889,704	875,229	890,470
Corporate Items	617,990	690,215	1,254,020
Elections	18,556	26,781	27,374
Corporate Development Costs	0	25,738	26,381
Miscellaneous	2,648,401	2,217,284	3,720,305
Council Tax Benefits	(70,680)	0	0
P.S.H. – Housing Benefits	156,802	(35,963)	(36,682)
Chief Executive - Secretariat	151,571	154,616	158,793
Coroners	184,568	139,256	196,273
<b>CORPORATE</b>	<b>4,596,912</b>	<b>4,093,156</b>	<b>6,236,934</b>

<b>2005/2006</b>	<b>2006/2007</b>	<b>2007/2008</b>
<b>Actuals</b>	<b>Budget</b>	<b>Budget</b>
<b>£</b>	<b>£</b>	<b>£</b>

## **RESOURCES**

Treasurer & Support	217,557	228,162	233,900
Accounts	731,178	740,506	1,058,113
Audit	310,051	352,660	352,568
Exchequer	711,586	706,755	765,154
Revenues	301,798	309,972	330,134
Cost Of Collection	610,028	579,046	581,309
Customer Service Centre	140,364	334,113	342,534
ICT Management	149,215	132,661	135,878
Systems	389,665	524,364	537,236
Networks & Operations	1,025,773	1,094,142	1,119,769
Customer Services	143,292	185,557	190,179
D.Q.S. (Delivering Quality Services)	132,505	80,310	82,732
Voice	989	958	1,415
SLA & Recharges	(311,623)	(258,632)	(263,805)
ICT Infrastructure	89,646	48,198	99,162
Networks	13	0	0
Management & Support	96,385	117,207	120,150
Training	190,658	203,345	200,099
Occupational Health	131,717	82,135	84,328
Employee Resources & Relations	367,156	436,981	324,833
Unison	22,770	20,743	21,267
Health & Safety	181,472	131,640	120,106
Trainees	61,247	99,393	85,727
Project Management Team	0	1,170	26,229
<b>TOTAL RESOURCES</b>	<b>5,693,441</b>	<b>6,151,386</b>	<b>6,549,017</b>
<b>TOTAL POLICY, FINANCE &amp; RESOURCES</b>	<b>11,579,777</b>	<b>11,510,683</b>	<b>14,173,430</b>

**Denbighshire County Council - Capital Plan**  
**2007/08 - 2009/10**

		2007/08	2008/09	2009/10
		£000s	£000s	£000s
<b>Capital Funding:</b>				
<b>1 General Funding:</b>	Unhypothcated Supporting Borrowing	5,811	5,643	5,776
	General Capital Grant	3,623	1,736	1,736
	General Capital Receipts	4,736	0	
	Earmarked Capital Receipts	2,723	0	0
		16,893	7,379	7,512
<b>2 Prudential Borrowing</b>	10,355	1,000	0	
<b>3 Reserves and Contributions</b>	673	0	0	
<b>4 Specific Grants</b>	21,169	3,457	20	
<b>Total Finance</b>		49,090	11,836	7,532
<b>Total Estimated Payments</b>		(48,050)	(9,654)	(395)
<b>Contingency</b>		(1,000)	(1,000)	(1,000)
<b>Unallocated Reserve</b>		0	(1,182)	(110)
<b>Surplus/ (Insufficient) Resources</b>		40	0	6,027

## Denbighshire County Council - Capital Plan 2007/08 - 2009/10

<b>CAPITAL EXPENDITURE BY DIRECTORATE</b>	<b>2007/08 £000</b>	<b>2008/09 £000</b>	<b>2009/10 £000</b>
Environment	22,748	4,220	30
Lifelong Learning	23,239	5,054	40
Resources	1,440	300	75
Social Services and Housing	663	80	250
<b>Total</b>	<b>48,090</b>	<b>9,654</b>	<b>395</b>

<b>CAPITAL EXPENDITURE BY COUNCIL PRIORITY</b>	<b>2007/08 £000</b>	<b>2008/09 £000</b>	<b>2009/10 £000</b>
School Buildings	15,618	3,993	0
Highways	5,627	800	0
Public Realm	3,903	190	30
<b>Total</b>	<b>25,148</b>	<b>4,983</b>	<b>30</b>

As part of its 07/08 revenue budget, the Council agreed to fund the borrowing costs of additional Prudential Borrowing. The table below shows how the funds were allocated and forecast expenditure.

<b>ADDITIONAL PRUDENTIAL BORROWING</b>	<b>2007/08 £000</b>
School Buildings	1,322
Highways	2,000
Health & Safety	500
<b>Total</b>	<b>3,822</b>

# **HOUSING REVENUE ACCOUNT (HRA) & HOUSING CAPITAL PLAN**

## **SUMMARY BUDGET 2007/08**

### **Introduction**

At its meeting on 30<sup>th</sup> January 2007, Cabinet adopted the revenue budget and capital plan for the Housing Revenue Account. By adopting the budget, rent increases for council dwellings and garages were agreed in accordance with rent setting policy with effect from 2<sup>nd</sup> April 2007.

An average rent increase of 6% has been applied to dwellings and 52% to garages.

A capital plan of £7.738m was approved including £1.8m on a central heating contract and a window replacement contract £0.6m. Expenditure of £4.1m is planned for continuing general improvements and major repairs.

### **Housing Revenue Budget**

The 2007/08 HRA budget adopted by Cabinet is shown as Appendix 1 and has been calculated on the following bases:

- General inflation assumed to be 3%;
- Known pay award and salary increments (where due) have been included;
- Estimated 25 Right To Buy (RTB) council house sales;
- Draft HRA Subsidy Determinations have been applied and it is estimated that the HRA Subsidy payment to the Welsh Assembly Government will total £2.9m;
- Unsupported (by HRA Subsidy) borrowing of £4.9m will be undertaken (see capital plan);
- Average rent increases of 6% have been applied.

### **Housing Capital Plan**

The Council has opted to retain its housing stock and must ensure that the housing stock is in good enough condition to achieve the Welsh Housing Quality Standards by 2012. To do this, a major improvement programme has begun in accordance with the Housing Stock Business Plan. The total planned capital expenditure for 2007/08 is £7.738m and the detailed capital plan is shown as Appendix 2.

The Business Plan requires that additional borrowing (not supported by the Housing Revenue Subsidy) of £4.968m is undertaken in 2007/08 under the Prudential Code of Borrowing to part finance the capital works. The remainder will be financed by a government grant (the Major Repairs Allowance) of £2.4m plus part of the proceeds of council house sales totalling £0.370m.

The programme is based on priorities agreed with tenants following extensive consultation. During 2007/08, 200 properties should receive new windows and doors and 700 should have full central heating installed. Ongoing improvements will be made to almost 277 properties throughout the county.



## Appendix 1 HRA Revenue Budget 2007/08

2005/06 Actual		2006/07 Actual	2007/08 Original Budget
£		£	£
	<b><u>EXPENDITURE</u></b>		
1,240,343	Supervision & Management - General	1,098,305	1,517,750
219,533	Supervision & Management - Special	251,946	260,750
129,481	Welfare Services	134,887	138,400
0	Homelessness - Leased Property	229,387	405,000
373,200	Rents	367,845	0
2,657,344	Repairs and Maintenance	2,500,157	2,563,300
<b>4,619,901</b>	<b>Sub Total Management &amp; Maintenance</b>	<b>4,582,526</b>	<b>4,885,200</b>
28,744	Rent Rebates		
927,876	Debt Charges	1,048,660	1,321,524
326,000	C.E.R.A.	0	0
0	Rent Rebate Subsidy Limitation	0	212,000
2,690,309	Subsidy	2,761,385	2,854,279
(13,209)	Provision for Bad Debts	6,690	50,000
<b>8,579,621</b>	<b>Total Expenditure</b>	<b>8,399,261</b>	<b>9,323,003</b>
	<b><u>INCOME</u></b>		
8,534,782	Rents (net of voids)	8,938,397	9,564,200
	Leased Rents	145,583	255,000
94,189	Garages	103,685	140,450
154,291	Interest (Balances & RTB mortgages)	152,503	140,000
<b>8,783,262</b>	<b>Total Income</b>	<b>9,340,168</b>	<b>10,099,650</b>
	<b>Surplus / Deficit (-) for the Year</b>		
<b>529,641</b>	<b>General Balances</b>	<b>940,907</b>	<b>776,647</b>
<b>(326,000)</b>	<b>Earmarked Balances</b>	<b>0</b>	<b>0</b>
1,308,983	Balance as at start of year ~ General	1,838,624	2,779,531
326,000	Balance as at start of year ~ Earmarked	0	0
1,838,624	Balance as at end of year ~ General	2,779,531	3,556,178
0	Balance as at end of year ~ Earmarked	0	0

Housing Revenue Account Capital 2007/08 Programme

Appendix 2

Estate	Year Built	No.		Per Dwelling	Total
<i>Group A</i>					
Cefndy Road, Rhyl	1938	11			
Dawson Drive, Prestatyn	1936	8			
Clos y Berllan, Rhuddlan	1939	7			
Llwyn Elwy, St Asaph	1938	9			
Holywell Road, Waen	1932	2			
			37	£28,840	£1,067,080
<i>Group B</i>					
Maes y Dre, Denbigh	1933	40			
			40	£10,300	£412,000
<i>Group C</i>					
Frederick St, Rhyl	1952	18			
Marsh Road, Rhyl	1953	1			
Menai Avenue, Rhyl	1949	4			
Holland Park Drive, Rhyl	1947	6			
Thornley Ave, Rhyl	1947	8			
North Ave, Prestatyn	1947	14			
Conwy Grove, Prestatyn	1947	3			
Ffordd Pennant, Meliden	1952	15			
Ffordd Gwilym, Meliden	1950	1			
Rhodfa Ganol, Meliden	1952	1			
Rhodfa Graig, Meliden	1952	3			
Rhodfa Plas, Meliden	1952	1			
Wynne Close, Rhuddlan	1953	4			
Hillside, St Asaph	1954	2			
Maes Hiraddug, Dyserth	1951	3			
Elwy Place, St Asaph	1953	1			
Dyffryn Teg, Rhuallt	1951	8			
			93	£15,450	£1,436,850
<i>Group E</i>					
Maes Hafal, Gellifor	1955	4			
Min y Clwyd, MelinyWig	1952	5			
Maes Garmon, Llanarmon	1949	2			
Maes Gwyn, Graianrhyd	1949	1			
Caer Odyn, Eryrys	1949	4			
			16	£20,600	£329,600

Housing Revenue Account Capital 2007/08 Programme

Appendix 2

Estate	Year Built	No.		Per Dwelling	Total
<i>Group H</i>					
Bryn Seion, Denbigh	1976	15			
Pen y Graig, Denbigh	1976	5			
Blaen y Coed, Denbigh	1972	6			
Llwyn Mair, Denbigh	1974	5			
Bodafon, Llanrhaeadr	1971	15			
MaesOwain,Glyndyfyrdwy	1972	5			
Bro Gwerfil, Bettws GG	1974	10			
Erw Las, Pwllglas	1975	17			
Bron y Clwyd, Llanfair	1975	13			
			91	£8,240	£749,840
Disabled Facility Grants			10	£10,300	£103,000
Environmental Improvements			10	£25,750	£257,500
Windows			200	£3,090	£618,000
Central Heating			700	£2,575	£1,802,500
Contingency					£961,630
					<b>£7,738,000</b>
<b>Financed By:</b>					
Major Repairs Allowance					£2,400,000
Useable Capital Receipts					£370,000
Prudential Borrowing					£4,968,000
					<b>£7,738,000</b>