

Summary Financial Budget 2008/09



CYNGOR

Sir Ddinbych

Denbighshire

COUNTY COUNCIL

Contents

	Page
Introduction by Alan Evans, Corporate Director - Resources and Assistant Chief Executive	1
Denbighshire County Council: Summary Financial Budget 2008/2009	9
Directorates:	
Lifelong Learning	10
Lifelong Learning summary budget	13
Environment	17
Environment summary budget	20
Social Services and Housing	23
Social Services and Housing summary budget	26
Resources, County Clerks & Corporate	31
Resources, County Clerks & Corporate summary budget	34
Capital Plan	37
Housing Revenue Account	39

INTRODUCTION

The purpose of this Budget Book is to highlight to Members, Officers and other interested parties, how Denbighshire County Council proposes to spend its Revenue and Capital budgets. The Best Value Accounting Code of Practice requires Local Authorities to present service budget information on a total cost basis. This would require service budgets to include not only direct costs, but also capital financing and support costs. The information presented in this booklet provides details of the direct costs of services which are under the control of budget holders. Presentation in this format is designed to make the information easier for readers to understand.

This Year's Revenue Budget (2008/09)

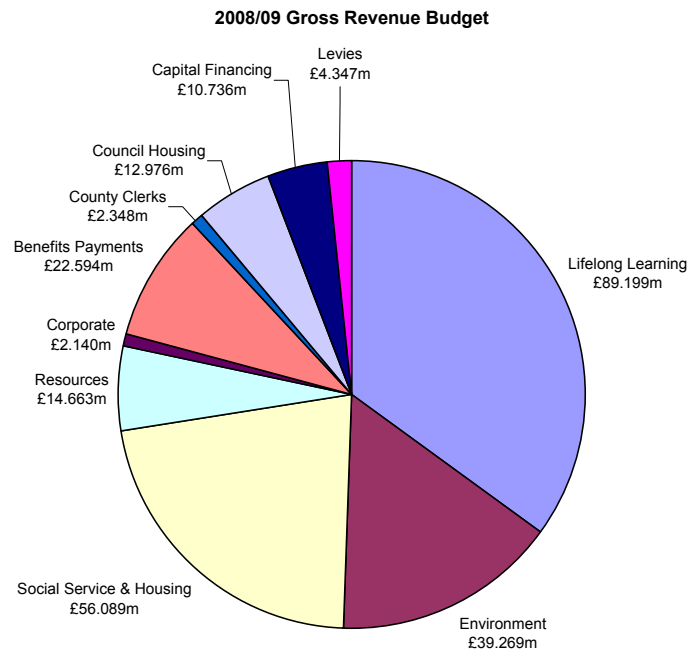
The County Council has set a gross revenue budget for 2008/09 of £254.3m. The Council will generate £89.3m in fees, charges, housing rents, specific grants and other income, leaving a net revenue budget of £165.0m to be met from the Welsh Assembly Government and Council Tax payers.

The Council spends its budget on a large number of services. The main part of this Budget Book details what will be spent within each of the four Directorates:

- Lifelong Learning
- Environment
- Social Services & Housing
- Resources

There is also a central budget for County Clerk's, Corporate, Benefits (Council Tax and Housing), Levies and Capital Financing. Details of these items are shown at the back of the budget book. The chart over page shows a summary of how that expenditure is allocated.

The Council also owns and manages around 3,500 dwellings. The budget for this is not included in the Social Services and Housing Directorate's budget but is shown separately in the budget. (See the section on Housing)



The Council receives its funding from the following sources:

Revenue Support Grant – £103.7m

The Welsh Assembly Government (WAG) determines each year how much it thinks a Council should spend on its services and makes an assumption on the level of other income a Council will receive. A formula then distributes its budget to all councils in the form of the Revenue Support Grant. The Council has no control over how much it will receive.

National Non Domestic Rates – £25.5m

This is the contribution that local businesses make to local services. The amount paid is determined by multiplying the value of a business property by a discount factor. The amount the Council receives is different from the amount businesses pay as all the income is received by the Welsh Assembly Government and re-allocated on a formula basis. The Council neither has control over how much is charged to businesses nor how much it receives from WAG.

Council Tax – £35.4m

Once the Council has decided on its priorities, and all other funding streams have been announced, the balance of its expenditure is funded through the Council Tax.

Fees and Other Income – £32.2m

These range from planning fees to entrance fees for swimming pools. They form an important part of the Council's income. The Council carefully considers all of its fees to ensure that they are in line with what the law says we can or cannot do; that they comply with Council policies (to ensure people are not disadvantaged because they can't afford to pay); and also to ensure we secure value for money and cover the costs of providing certain services. There are also a number of non-specific grants included in this figure.

Specific Grants – £21.2m

To ensure that national policies are delivered at a local level, both the Welsh Assembly Government and the UK Government allocate grants to specific services. The Council has very limited control over how much it receives and how it can be spent.

Benefits – £22.6m

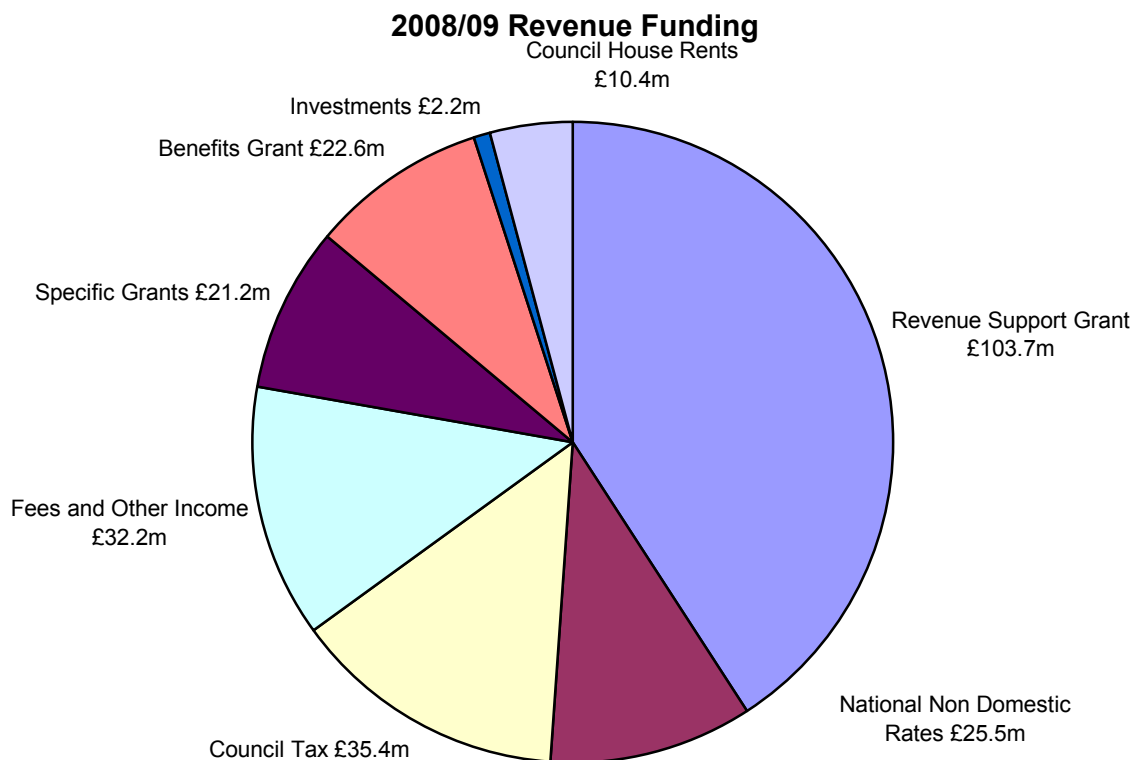
The Council pays out around £22.6m each year in Council Tax and Housing benefits to residents of Denbighshire. The cost of this is almost entirely funded through government grants.

Investments - £2.2m

The Council invests surplus cash with a number of institutions to ensure it earns a high rate of return while minimising the risks to the Council.

Council House Rents – £10.4m

The Council's Housing Department must be fully self-financing and its rental income pays for the management and maintenance of the housing stock.



2008/09 Net Budget

The 2008/09 Net budget is what the Council needs to fund from Council Tax, Business Rates and the Revenue Support Grant. It has been calculated by:

	£000
2007/08 Base Budget	159,579
Inflation and other committed increases	4,501
Changes in method of funding	1,105
Further service pressures	2,606
Targeted efficiency savings	(2,763)
Budget 2008/09	165,028

(i) Inflation

An allowance has been made to cover inflation for pay awards, price increases and income. There have been significant inflationary pressures on fuel and energy costs.

(ii) Balances

The Council has built up general balances to £6.798m at 31 March 2007, as well as a prudent level of specific reserves. There is no budgeted contribution to balances this year.

(iii) Efficiencies

As part of the Welsh Assembly Government's 'Making the Connections' efficiency agenda, WAG has top-sliced 1% from the Council's funding. This is approximately £1.5m. It is assumed that the Council will be able to absorb this loss through more efficient practices such as better procurement, collaborative working and the increased use of technology without any effect on services.

Each Directorate has been set targets for efficiency savings. These savings are in addition to other cash savings to offset budget pressures.

Council Tax 2008/09

This year Members agreed a Council Tax increase of 3.3%. Council Tax payable for each property band for services provided by Denbighshire County Council are detailed below:

Tax Band	Council Tax 2007/08	Council Tax 2008/09
A	£608.69	£628.90
B	£710.14	£733.72
C	£811.59	£838.53
D	£913.04	£943.35
E	£1,115.94	£1,152.98
F	£1,318.84	£1,362.62
G	£1,521.73	£1,572.25
H	£1,826.08	£1,886.70
I	£2,130.43	£2,201.15

Housing

The Council has two roles in housing. The first is a statutory role to address homelessness in the County. The second is as the landlord of the Council's housing stock of approximately 3,500 dwellings. While the homelessness budget is included in the Council's general fund, the housing stock has to be budgeted for separately.

The budget for the housing stock is held in the Housing Revenue Account (HRA). By law this must be kept completely separate from other services. Council Tax cannot be used to fund any HRA expenditure nor can housing rents be used for anything other than housing services. This year it will spend £12.975m, which includes financing of capital expenditure (CERA) of £3.500m. It is funded by housing rents of £9.924m, garage rents of £0.151m, other small funding sources of £0.332m and the remainder funded from HRA Balances.

Many Councils are transferring their housing stock to Registered Social Landlords, however Denbighshire has decided to retain its houses and has developed a 30 year business plan to ensure it is sustainable. The 08/09 budget is therefore based on this business plan.

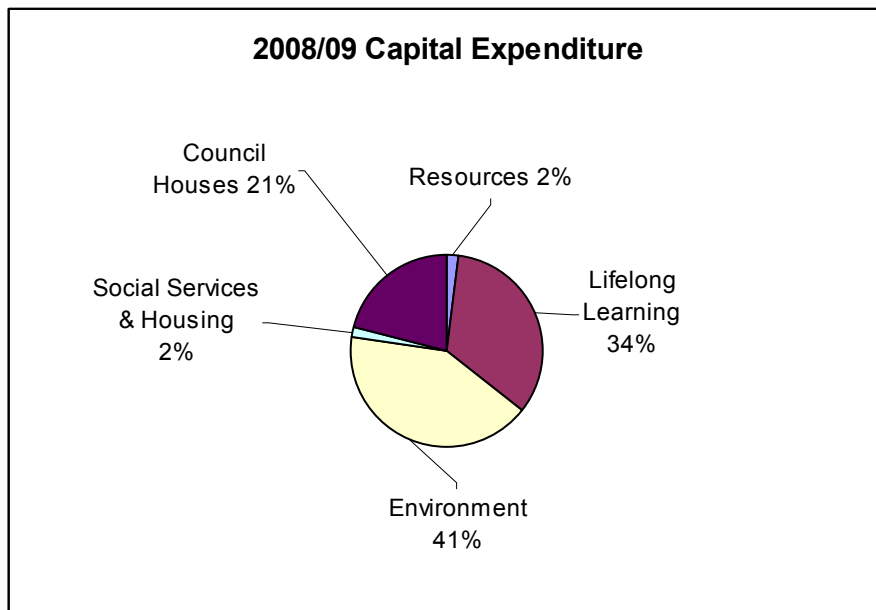
Capital Plan 2008/09

The Council has to account for its investment in its fixed assets separately from the day to day running of the organisation.

Capital projects include schemes such as the improvement of highways, refurbishment of buildings, purchase of major IT equipment, purchase of vehicles etc

Each year it produces a 3 year capital plan that details where it is likely to spend its funds. The Capital Plan for 2008/09 to 2010/11 was agreed by Council at its meeting of 12 February 2008.

New projects are subject to a prioritisation and appraisal process that ensures they contribute to Council objectives and are properly understood before being approved. Total expenditure of £31m on general fund services plus £7.9m on Housing Revenue Account Schemes is expected to be incurred in 2008/09, split as follows:



The Capital Plan is funded through a number of sources; the main ones are detailed below:

Grant Funding – £18.6m

- **General Grant - £4.7m**
 This is a grant from the Assembly that can be spent on any capital schemes that the Council decides is a priority. £1.962m is receivable for 2008/09 and the Council brought forward £2.795m from last year.
- **Specific Grant - £11.5m**
 These are grants that can only be used for one project or programme. The main grants are provided by various government departments, the European Union and Lottery funds.
- **Major Repairs Allowance - £2.4m**
 This is a government grant which is used to fund major repairs on council dwellings. The Council plans to utilise the £2.400m grant in full during 2008/09 in order to finance its ongoing improvement programme.

Prudential Borrowing- £8.0m

This is when the Council identifies money that will be used to pay for the costs of borrowing. Under the Prudential Borrowing Code of Practice this is subject to self imposed limits and indicators. Part of this year's increase in Council Tax is to fund £2m of increased investment targeted at priority services. The Housing Business Plan also requires around £1.7m additional borrowing to help it achieve the Decent Homes target date, and this borrowing will be financed through housing rents.

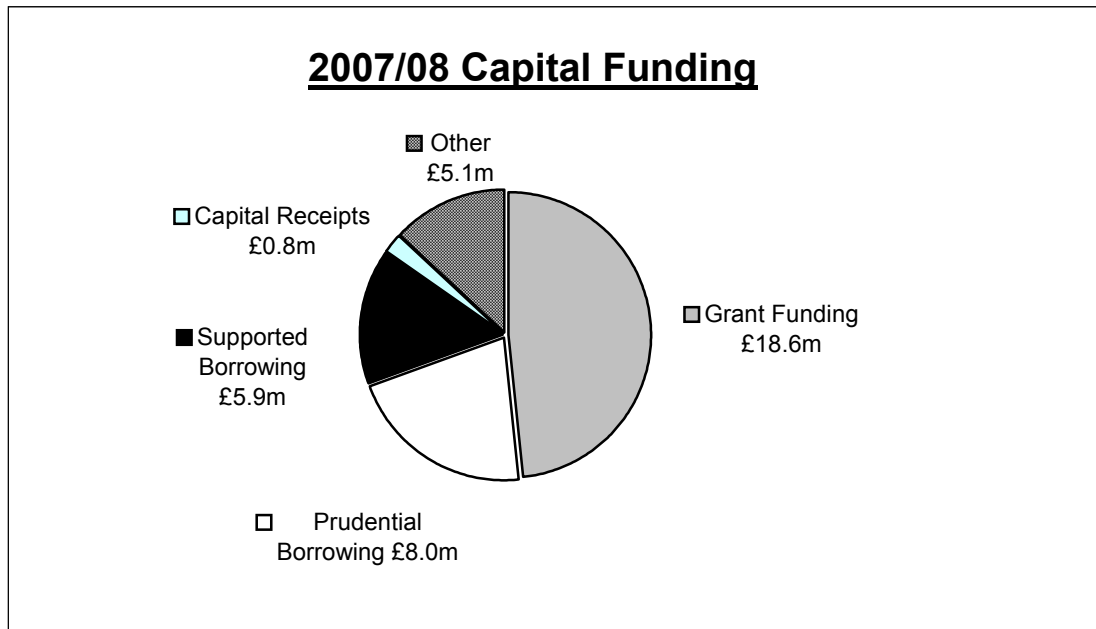
Supported Borrowing - £5.9m

This is where the Assembly gives the Council funding to pay for the interest costs of borrowing to invest in assets. In 2008/09 the Assembly will provide support to Denbighshire for new borrowing of £5.896m, an increase of £0.071m when compared with the 2007/08 settlement.

Capital Receipts - £0.8m

When an asset is sold, the money we receive is a capital receipt. It can only be used to pay for further capital work or to pay off debt. The 2008/09 programme will be partly funded through unspent receipts from assets already sold in previous years and from new receipts from sales undertaken during the year.

The capital plan is shown in detail at the end of the budget book.



Future Years

The Council is informed each November of its likely funding for the following year. This leaves a relatively short time to agree the budget and set the Council Tax in March.

This year's settlement was the first of a three year indicative settlement. Denbighshire's increase for 2008/09 is 2.2% for 2009/10 it will be 2.0% and for 2010/11 it will be 2.3%. By 2010/11 Denbighshire will receive the lowest increase of any Welsh Council.

This clearly puts pressure in services to cut costs and means it is more difficult to keep Council Tax rises at reasonable levels. For 2008/09 the Council Tax will rise by 3.3% which is in line with many other Welsh Councils.

The Council is also subject to a number of other financial pressures in the medium term:

- Demographics – the population of Denbighshire contains a very high proportion of over 65's and this proportion will grow.
- Pay and grading review – this will be implemented from 1 April 2008 and will add significantly to the Council's pay costs.

- Back pay – there is a possibility the Council may be required to pay compensation to some workers.
- Efficiency targets – the Assembly will continue to reduce funding by 1% per year.
- Fuel and energy – the Council maintains a large fleet of vehicles for services from emptying dustbins to transporting children to school. It also has high energy consumption activities such as swimming pools and uses tarmac (which is oil based) to repair and resurface roads
- Education – increasing investment has been agreed to enable the service to significantly improve.

While the Council has an ongoing efficiency strategy to drive down the cost of its services, it will still have to face a number of difficult challenges to deliver quality services at an affordable cost.

The Council is also reviewing opportunities for more collaborative working with other North Wales Councils and public bodies which will impact on what the Council spends on its services, and whether it actually continues to deliver the same services as now.

Conclusion

The Council continues to adapt to an environment that is constantly changing and deal with the additional requirements placed on it through new legislation and initiatives. This causes significant financial pressure and means that officers and members have to continually seek efficiencies and savings while delivering the best possible services.

The Government's efficiency agenda and a general tightening on public expenditure mean that this will continue for some time.

The co-operation and hard work of officers and members in preparing the budget is gratefully acknowledged.

ALAN EVANS
CORPORATE DIRECTOR: RESOURCES

**DENBIGHSHIRE COUNTY COUNCIL
SUMMARY FINANCIAL BUDGET**

2006/07		2007/08		2008/09		
Budget £000	Actuals £000	Budget £000		Gross Expenditure £000	Income £000	Net Expenditure £000
68,238	67,920	70,448	Lifelong Learning	89,199	15,039	74,160
21,139	20,948	21,428	Environment	39,269	16,949	22,320
35,857	34,281	37,823	Social Services and Housing	56,089	17,387	38,702
6,151	5,807	7,150	Resources	14,663	7,215	7,448
1,266	1,287	1,498	County Clerks	2,348	773	1,575
4,093	4,298	6,182	Corporate	24,734	18,994	5,740
<hr/>	<hr/>	<hr/>		<hr/>	<hr/>	<hr/>
136,744	134,541	144,529		226,302	76,357	149,945
11,020	10,170	10,838	Capital Financing	10,736	-	10,736
<hr/>	<hr/>	<hr/>		<hr/>	<hr/>	<hr/>
147,764	144,711	155,367				
4,185	4,184	4,212	Levies	4,347	-	4,347
<hr/>	<hr/>	<hr/>		<hr/>	<hr/>	<hr/>
151,949	148,895	159,579				
-	2,972	-	Contribution to / (from) balances	-	-	-
-	703	-	Contribution to reserves	-	-	-
<hr/>	<hr/>	<hr/>		<hr/>	<hr/>	<hr/>
151,949	152,570	159,579	Total General Fund Expenditure	241,385	76,357	165,028
0	0	0	Total HRA	12,976	12,976	0
<hr/>	<hr/>	<hr/>		<hr/>	<hr/>	<hr/>
151,949	152,570	159,579	GRAND TOTAL	254,361	89,333	165,028

To be financed by:

97,945	97,945	102,088	Revenue Support Grant	103,656
21,422	21,422	23,267	Business Ratepayers	25,469
32,196	32,818	33,755	Council Taxpayers	35,436
386	385	469	Other Grants	417
0	0	0	Use of Reserves	50
<hr/>	<hr/>	<hr/>		<hr/>
151,949	152,570	159,579	Total General Fund Income	165,028

LIFELONG LEARNING DIRECTORATE

SUMMARY FINANCIAL BUDGET

Introduction

The Lifelong Learning Directorate comprises Education Services; Countryside and Leisure; Tourism, Heritage & Culture and Policy and Performance. To enable these services to be delivered effectively, the Directorate relies on its vast asset portfolio that includes 52 Primary Schools, 8 Secondary Schools 2 Special Schools, 7 Leisure Centres, 4 Museums/Heritage Attractions, 8 Libraries and 4 Theatres/Arts Venues.

Key Priorities

Education Services have 8 priorities for the years 2006–2009 comprising:

- Supporting and challenging schools to raise standards in order to increase the percentage of pupils achieving the expected levels of attainment in KS2 – KS4
- Review services for pupils with Special Educational Needs (SEN) and maintain strict monitoring of SEN expenditure
- Retain key staff within the Inclusive Learning Department
- Monitor the implementation of the Workload Agreement in Denbighshire schools
- Manage the provision of two special schools effectively
- Increase the attendance rates in two Secondary schools in Rhyl
- Improve the provision for post-16 education
- Reduce the number of permanent and fixed term exclusions

Countryside & Leisure and Tourism, Heritage & Culture have 6 themes for the years 2005 – 2008 to help achieve their vision of promoting these services in Denbighshire:

- Opening Doors
- Learning for Life
- Opportunities for All
- Working With and Through Others
- Striving for the Best
- Delivering the Vision

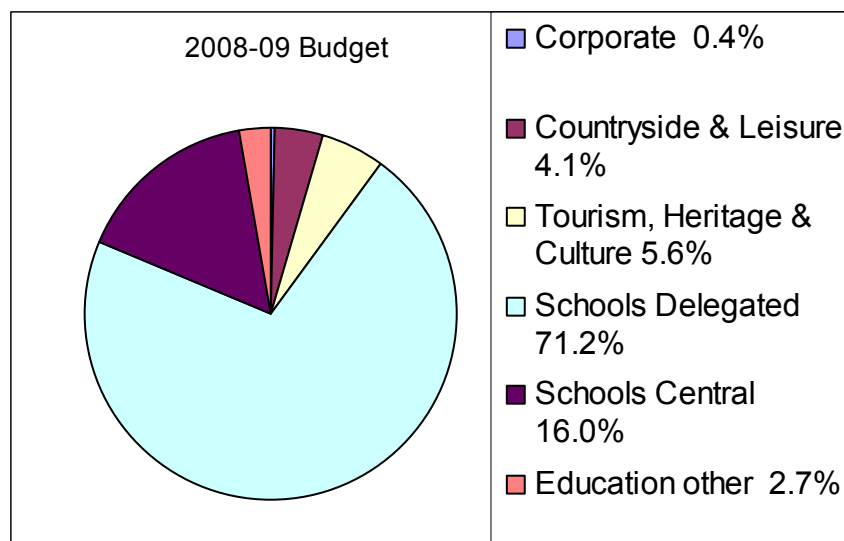
Planned Projects

The coming twelve months will be an exciting time for the Directorate as they continue to progress several high profile projects that will enhance and promote living and visiting Denbighshire:

- Transforming Ruthin Craft Centre into the national centre for contemporary and applied arts
- Rebuild the Scala Cinema and Arts Centre in Prestatyn to provide a new community focus and an improved quality of life for local people
- The development of Community Learning Centres providing accessible learning to local communities
- The development of a new Primary School in Prestatyn

Directorate Budget 2008/09

The budget for the year for the Directorate is £74,159,622 broken down as follows:



The 2008/09 budget represents an increase of 5.27% from last year; however, this includes the transfer of some services from Lifelong Learning to other Directorates. Additional funding has been made available this year in targeted pressure areas e.g. School Transport, Schools Improvement and Schools delegated budgets. In addition significant additional funding has been made available to address the recommendations from the recent Estyn Inspection Action Plan.

The main changes from the 2007/08 budget to this year are indicated below:

	£000
2007/08 Budget	70,448
Inflation	1,962
Transfers into main council funding from specific Grants	784
Employers increased pension costs	120
School & College Transport	300
Funding resulting from Estyn Priorities	700
Additional Schools Revenue Budgets	500
Other growth/bids	290
Transfers out to other Directorates	(332)
Savings (see below)	(612)
2008/09 Budget	74,160

Savings

The target for savings for the year is £612k. The Directorate is continually looking to improve efficiency and looking at new and innovative ways of working. This will be achieved in the following areas:

	£000
Schools – Energy Efficiencies	40
Alternative Service Delivery Options	109
Vacancy & staff management/restructuring	287
Review of Contracts/service delivery	119
Introduce new fees & charges	5
Other efficiency savings	52
Total	612

LIFELONG LEARNING BUDGET SUMMARY

	Gross Expenditure £	Specific Grants £	Fees & Charges £	Other Income £	Total Income £	Net Budget £
ARTS & CULTURAL ATTRACTIONS	3,279,230	(120,915)	(1,165,880)	(371,222)	(1,658,017)	1,621,213
TOURISM, HERITAGE AND CULTURE	128,675	0	0	(10)	(10)	128,665
CORPORATE SERVICES	318,383	0	(769)	(47,914)	(48,683)	269,700
COUNTRYSIDE	1,173,172	(464,742)	(72,921)	(146,945)	(684,608)	488,564
SCHOOL FUNDS DELEGATED	57,444,040	(4,666,951)	0	0	(4,666,951)	52,777,089
SCHOOL FUNDS HELD CENTRALLY	16,923,260	(1,443,402)	(30,446)	(3,460,518)	(4,934,366)	11,988,894
LIBRARY & INFORMATION SERVICES	2,164,490	0	(62,274)	(130,161)	(192,435)	1,972,055
COUNTRYSIDE, LEISURE SUPPORT	73,659	0	0	(48)	(48)	73,611
LEISURE SERVICES	5,210,913	(275,088)	(923,348)	(1,529,043)	(2,727,479)	2,483,434
NON SCHOOL FUNDING	1,977,695	(62,122)	(2,117)	(23,855)	(88,094)	1,889,601
TOURISM	505,041	(15,990)	(533)	(21,722)	(38,245)	466,796
	89,198,558	(7,049,210)	(2,258,288)	(5,731,438)	(15,038,936)	74,159,622

2006/2007 Actuals £	2007/2008 Budget £	2008/2009 Budget £
------------------------------------	-----------------------------------	-----------------------------------

ARTS & CULTURAL ATTRACTIONS

Archives	226,744	243,629	244,949
Heritage	232,237	202,307	196,996
Arts	147,778	142,410	145,371
Other Culture	287,307	304,966	305,068
Education	1,325	699	710
Royal International Pavilion	174,145	229,808	185,578
Llangollen International Eisteddfod	101,476	13,956	14,193
Pavilion Theatre	603,471	545,379	528,348
TOTAL ARTS & CULTURAL ATTRACTIONS	1,774,483	1,683,154	1,621,213

TOURISM, HERITAGE AND CULTURE

Tourism, Culture & Heritage	103,658	125,203	128,665
TOTAL TOURISM, HERITAGE AND CULTURE	103,658	125,203	128,665

CORPORATE SERVICES

Equalities	190,379	0	1,289
Press & Public Relations	117,333	124,738	126,260
County Voice	139,705	139,213	142,151
TOTAL CORPORATE SERVICES	447,417	263,951	269,700

COUNTRYSIDE

Management & Support	1,032	58,325	59,926
Warden Service	151,630	187,651	198,648
Visitor Services	100,738	72,476	74,892
Countryside Projects	71,624	50,081	51,613
Woodlands & Conservation	53,099	54,371	45,739
Archaeology	35,715	33,228	34,118
Ecology	22,087	22,929	23,628
TOTAL COUNTRYSIDE	435,925	479,061	488,564

SCHOOL FUNDS DELEGATED

Primary Schools – Delegated	22,609,650	23,232,720	24,116,335
Secondary Schools – Delegated	22,663,939	23,703,409	24,966,181
Special Schools - Delegated	3,418,682	3,587,289	3,694,573
TOTAL SCHOOL FUNDS DELEGATED	48,692,271	50,523,418	52,777,089

2006/2007 Actuals £	2007/2008 Budget £	2008/2009 Budget £
--	---	---

SCHOOL FUNDS HELD CENTRALLY

Management & Secretariat	340,334	351,843	362,097
Administration	139,823	196,648	531,390
Tim Data	164,634	219,587	225,481
Equipment, Maintenance	15,838	17,658	17,446
Asset Management	281,409	325,534	334,362
Financial Services	287,720	102,402	0
Client Services	133,147	106,944	107,978
Personnel	181,067	203,738	3,707
Home to School Transport	1,944,861	2,001,266	2,291,085
Outdoor Pursuit	99,477	99,639	102,130
Advisory	938,740	881,471	940,873
Business & Performance	54,664	66,748	69,268
Education Social Workers	218,004	211,215	215,202
Music Tuition	102,461	121,449	116,212
Better Schools Fund	539,201	571,561	569,210
Welsh Language Grants	49,639	52,786	54,321
English as an Additional Language	133,884	137,562	140,932
Primary Education – Non Delegated	1,463,538	1,393,831	1,428,585
Secondary – Non Delegated	1,310,694	1,483,800	1,522,396
Special Schools – Non Delegated	182,146	158,294	162,348
Pupil Referral Unit	814,735	886,404	946,062
Transport Special Education Needs	1,272,455	1,362,009	1,529,459
Statementing	276,870	222,870	222,365
Educational Psychology	314,718	369,818	376,300
Sensory Support	203,994	220,899	223,188
Learning Development Team	240,654	326,578	334,797
Partnership	0	0	4,000
Applied Behavioural Support	186,566	219,169	225,461
Pupil Support	10,173	11,830	13,882
Special Education General	23,922	24,490	24,874
Special Education Out of County	(1,084,948)	(1,080,171)	(1,106,517)
TOTAL SCHOOL FUNDS HELD CENTRALLY	10,840,420	11,267,872	11,988,894

LIBRARY & INFORMATION SERVICES

Libraries	1,413,745	1,458,390	1,443,195
Mobile Library Service	63,230	65,456	67,239
Welsh Services	624	0	0
School Library Service	984	1,032	1,072
Bibliography	55,348	59,171	60,783
Childcare Information Service	26,564	29,915	119,538
Y Capel	55,131	67,137	70,375
One Stop Shops	223,023	217,784	209,853
TOTAL LIBRARY & INFORMATION SERVICES	1,838,649	1,898,885	1,972,055

COUNTRYSIDE, LEISURE SUPPORT

Countryside & Leisure Services	85,149	74,077	73,611
TOTAL COUNTRYSIDE, LEISURE SUPPORT	85,149	74,077	73,611

2006/2007 Actuals £	2007/2008 Budget £	2008/2009 Budget £
------------------------------------	-----------------------------------	-----------------------------------

LEISURE SERVICES

Management & Support	204,864	211,718	216,989
Sports Development	144,178	151,705	138,672
Recreation & Events	94,169	111,599	113,874
Resorts & Amenities	339,030	294,507	262,561
Ruthin Craft Centre	104,378	109,856	110,014
Corwen Leisure Centre	203,765	179,865	186,453
Rhyl Leisure Centre	192,221	214,034	190,746
Prestatyn Leisure Centre	30,572	46,729	47,880
St. Asaph Leisure Centre	(16,427)	18,040	19,988
Denbigh Leisure Centre	126,862	143,226	145,829
Ruthin Leisure Centre	58,962	86,260	88,295
Llangollen Leisure Centre	73,699	79,094	81,517
Community Buildings	177,655	209,536	220,806
Scala Cinema	501	19,353	49,570
Parks, Playing Fields & Open Spaces	192,580	308,261	315,939
Grants	299,676	268,359	268,359
Christchurch Community Leisure Centre	1,176	13,718	14,551
GP Exercise Referral Co-ordination	0	10,819	11,391
TOTAL LEISURE SERVICES	2,227,861	2,476,679	2,483,434

NON SCHOOL FUNDING

Pre-School Education	83	203	802,608
Adult Education	0	150	292
Integrated Children's Centres	315	324	394
Support for Students	96,513	125,911	0
Residual Pensions	74,829	77,772	79,872
Youth Service	568,292	625,534	620,916
Transport – College Pupils	341,132	367,393	385,519
TOTAL NON SCHOOL FUNDING	1,081,164	1,197,287	1,889,601

TOURISM

Tourism	310,776	373,829	379,964
Marketing	81,770	84,570	86,832
TOTAL TOURISM	392,546	458,399	466,796

TOTAL LIFELONG LEARNING

67,919,543	70,447,986	74,159,622
-------------------	-------------------	-------------------

ENVIRONMENT

SUMMARY FINANCIAL BUDGET

Introduction

The Environment Directorate is comprised of five departments: Development Services, Environmental Services, Finance & Performance, Planning & Public Protection and Transport & Infrastructure. Some of the main functions include economic regeneration and property management, waste and recycling management, public realm, school meals, planning, trading standards, licensing, public and school transport, highway maintenance and improvement, and traffic safety.

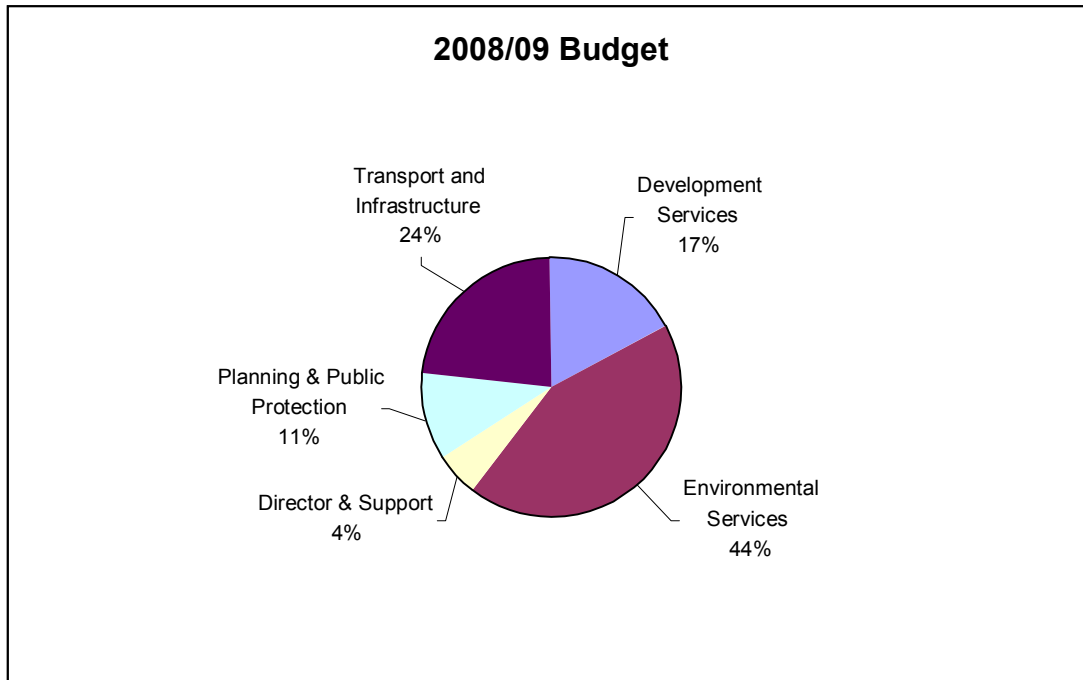
Key Priorities

The Environment Directorate Business Plan for 2008 – 2011 identifies 5 Goals linked to themes based on the Vision:

- **Collaboration/Partnership working** - To achieve the priorities of the Council more efficiently through collaboration and partnership working.
- **Sustainability** - Achieving environmental sustainability in Denbighshire.
- **Regulation/Enforcement** - Using enforcement powers to protect the natural environment and the public of Denbighshire.
- **Regeneration** - Promoting the economic sustainability of Denbighshire.
- **Sustainable Assets and Infrastructure** - Working to ensure the sustainability of the Council's assets including buildings and other infrastructure.

Directorate Budget 2008-09

The budget for the year for the Directorate is £22,320,077 broken down into the following service areas:



The 2008/09 budget represents an increase of 4.17% from the 2007/08 budget of £21,428k. The main changes from the 2007/08 budget to 2008/09 are indicated in the following table:

	£000
2007/08 Budget	21,428
Inflation	585
Employers increased pensions costs	103
Service Pressures	555
Committed changes	5
Transfers In and Out of Settlement	104
Efficiency Savings	(312)
Further Savings	(148)
2008/09 Budget	22,320

Service Pressures

As part of the 2008/09 Budget cycle Directorates were requested to identify service pressures that they wished to have considered for additional funding. Of the £941k identified £555k was allowed. The £555k is detailed in the table below:

2008/09 Service Pressures	£000
Waste - Landfill tax	200
Waste - Procurement costs for residual waste disposal facility	300
Street Lighting – increased energy costs	23
Passenger Transport - increased fuel and insurance costs	14
Highways Mt'ce – increased fuel costs affecting bitumen prices	10
Public Protection – revised legislation for Stray Dogs	8
	555

Efficiencies and Further Savings

The Directorate was required to find efficiency savings of £460k, of which £312k were the original savings required by the Assembly and £148k of additional savings in order to minimise the potential impact on the level of Council Tax in 2008/09.

The table below highlights some of the proposed savings:

	Efficiencies £000	Further Savings £000
Reducing staffing levels	170	125
Further staffing efficiencies – travel, e-working	50	23
Increased Income	28	0
Changes to service delivery	54	0
Other – as detailed in Report to County Council	10	0
	312	148

Transfers In and Out of Settlement

Additional funding was received from the Welsh Assembly Government in respect of Civil Contingencies (£96k) and Counterfeiting and Piracy (£8k)

Summary

The Directorate faces some very significant challenges in 2008/09 including the increased expectation of improved service delivery, remaining within the 2008/09 budget and achieving the efficiency savings identified.

ENVIRONMENT SUMMARY BUDGET

	Gross Expenditure £	Specific Grants £	Fees & Charges £	Other Income £	Total Income £	Net Budget £
DEVELOPMENT SERVICES	9,043,732	(1,638,747)	(779,737)	(2,761,432)	(5,179,916)	3,863,816
ENVIRONMENTAL SERVICES	15,188,679	0	(3,953,767)	(1,327,997)	(5,281,764)	9,906,915
DIRECTOR AND SUPPORT	1,051,384	0	0	(237,382)	(237,382)	814,002
PLANNING AND PUBLIC PROTECTION	4,439,731	(126,000)	(1,630,059)	(227,612)	(1,983,671)	2,464,577
TRANSPORT AND INFRASTRUCTURE	9,545,878	(1,305,600)	(1,981,513)	(979,481)	(4,266,594)	5,270,767
	39,269,404	(3,070,347)	(8,345,076)	(5,533,904)	(16,949,327)	22,320,077

2006/2007 Actuals £	2007/2008 Budget £	2008/2009 Budget £
---	--	--

DEVELOPMENT SERVICES

Conservation & Implementation	99,120	100,596	103,649
ERU- Management & Support	164,357	134,714	138,088
ERU- Business Support	160,122	195,583	201,145
Marketing	184,092	183,623	136,286
Street Markets – General	(6,320)	(8,309)	(8,517)
Objective 1 Projects	241,025	328,756	335,458
Industrial Estates	(294,026)	(318,644)	(320,389)
Regeneration & External Funding	313,566	272,779	280,211
Coastal Facilities	(1,898)	(28,661)	(28,249)
Office Accommodation	1,889,659	1,905,514	1,974,943
Agricultural Estates	(132,811)	(171,298)	(175,484)
Depots	17,806	0	9,093
Miscellaneous Property	64,204	60,266	61,458
Allotments	(991)	1,280	1,320
Valuation & Estates	333,162	324,196	332,579
County Building Group	211,836	244,286	250,727
Denbighshire Design & Development	84,208	212,832	216,374
Health & Safety	364,285	321,784	355,124
TOTAL DEVELOPMENT SERVICES	3,691,396	3,759,297	3,863,816

ENVIRONMENTAL SERVICES

Public Conveniences	332,136	322,471	332,771
Principal Roads - Street Lighting	139,205	116,652	133,239
Non principal roads - Street Lighting	501,955	490,699	573,953
Contract Services	417,467	450,671	480,129
Parks & Open Spaces	656,647	575,302	588,301
Cemeteries	100,921	114,942	114,392
Refuse Collection & Waste Disposal	4,713,426	4,862,214	5,468,699
Environmental Maintenance	1,248,833	1,337,100	1,376,642
Environmental Services - Management & Support	685,990	806,402	838,789
TOTAL ENVIRONMENTAL SERVICES	8,796,580	9,076,453	9,906,915

DIRECTOR AND SUPPORT

Corporate Director - Environment	224,289	463,685	103,408
Finance & Performance	794,802	598,241	710,594
TOTAL DIRECTOR AND SUPPORT	1,019,091	1,061,926	814,002

2006/2007 Actuals £	2007/2008 Budget £	2008/2009 Budget £
---	--	--

PLANNING AND PUBLIC PROTECTION

Management & Support	263,638	240,645	249,074
Food Safety	206,137	225,329	234,277
Health & Safety – Enforcement	84,386	86,483	89,518
Public Health	167,166	157,600	170,019
Pollution Control	181,602	182,598	182,728
Scientific Services	83,041	73,571	75,875
Licensing	(8,027)	(5,640)	(3,048)
Trading Standards	382,667	429,230	441,196
Housing Enforcement	182,483	193,815	200,981
Renovation Grants	4,173	(18,875)	(18,651)
Renewal Services	11,032	0	381
Planning – Management & Support	222,238	357,374	356,514
Development Planning & Policy	293,985	295,652	301,612
Development Control	218,399	173,458	163,712
Building Control	15,409	(17,674)	(16,774)
Land Charges	(75,589)	(63,357)	(62,457)
Community Safety	77,952	96,322	99,620
TOTAL PLANNING AND PUBLIC PROTECTION	2,310,692	2,406,531	2,464,577

TRANSPORT AND INFRASTRUCTURE

Principal Roads - Highways Maintenance	482,756	454,120	480,910
Non Principal Road- Highways Maintenance	2,344,784	2,153,417	2,205,827
Traffic & Transport - Works	562,916	552,490	568,031
Public Transport	596,562	650,325	661,217
Head of Highways & Transport	97,182	89,583	91,732
Highways Network – Administration	747,270	873,656	897,366
Highways Works – Miscellaneous	1,372	0	0
Bridges & Engineering – Administration	0	140,144	144,238
Traffic & Transportation - Administration	557,970	539,487	555,205
Public Transport - Administration	66,212	57,556	60,351
Fleet Manager - Client	0	(20,000)	(20,500)
Highways Administrative Support	234,035	264,027	270,824
Major Projects Group	(54,964)	(134,570)	(139,070)
Class A Roads - Bridges & Structures	54,148	33,861	34,769
Class B Roads - Bridges & Structures	12,651	41,059	42,167
Class C Roads - Bridges & Structures	50,322	40,610	41,706
Unclassified Roads - Bridges & Structures	30,318	29,787	30,590
Footpaths	62,347	63,553	65,014
Bridleways	9,900	18,907	19,388
Byways	343	7,675	7,845
General Rights of Way	23,264	17,575	17,631
Coast Protection	37,580	26,163	26,683
Car Parks	(786,773)	(775,732)	(791,157)
TOTAL TRANSPORT AND INFRASTRUCTURE	5,130,195	5,123,693	5,270,767

TOTAL ENVIRONMENT

20,947,954	21,427,900	22,320,077
-------------------	-------------------	-------------------

SOCIAL SERVICES & HOUSING DIRECTORATE

SUMMARY FINANCIAL BUDGET

Introduction

Social Services

The Social Services Department seeks to make life better for vulnerable people. This will be achieved by working together with individuals, their carers and the local community to provide services which will help them feel safe, supported and as independent as possible.

The social services budget is split into four main categories:

- Children and Family Services
- Adult Services
- Business Support & Development
- Housing

Housing

The Housing Department is responsible for housing and related services. This includes the provision and upkeep of council housing, providing services and support to homeless people and trying to maintain a supply of affordable housing within the county. The long term strategic aims of the Housing Department are to ensure that existing and future residents of Denbighshire have the opportunity to access a range of appropriate and affordable housing whether they rent or own their home.

The Housing budget is divided between services that are solely concerned with council housing (called the Housing Revenue Account – see below) and other housing related services which are reported as Non-HRA Housing.

In 2006, the council has decided to retain its housing stock and is continuing a major improvement programme that will bring all dwellings up to the Welsh Housing Quality Standard by 2012.

Key Priorities 2008/09

The key priorities for Social Services & Housing are to improve:

- the way that services are delivered through improving quality and choice, developing preventative and 'reablement' services and using technology to assist in care
- the way we work through improving assessment and care management and the processes for protection of children and vulnerable adults
- levels of participation and communication with partner agencies, service users and tenants
- the way resources are used through developing joint commissioning, retention of staff and effective use of finance and information technology

Budget Changes

The main changes from last year's revenue budget are that demographic pressures of £0.5m have been funded within Adult Services and that £35k has been made available to part-fund additional court costs in Children's Services. Elements of the Cymorth Grant (£39k) have been included in the budget settlement. There have been no major changes to the Non-HRA Housing budget.

The table below shows the changes from last year's budget to 2008/09 in more detail:

	Budget 2007/08	Inflation	Grants In	Pressures	New Money	Efficiencies	Pension Costs	Budget 2008/09
	£000	£000	£000	£000	£000	£000	£000	£000
Children & Families	8,577	200	39	0	35	(270)	26	8,607
Adult Services	27,013	752	0	500	0	(485)	90	27,870
Business Support & Development	1,995	41	0	0	0	(70)	9	1,975
Non HRA Housing	238	6	0	0	0	0	6	250
Total	37,823	999	39	500	35	(825)	131	38,702

Efficiencies

The directorate was required to find efficiency savings of £825k. It is planned to achieve this by a wide range of measures and some are highlighted below:

	£000
Extended charging in Adult Services	70
Savings on vacant posts throughout the Directorate	150
Reconfigure elements of Adults & Children's Services	165
Reduce specialist placements in Children's Services	78
Reduce transport and travelling costs	60

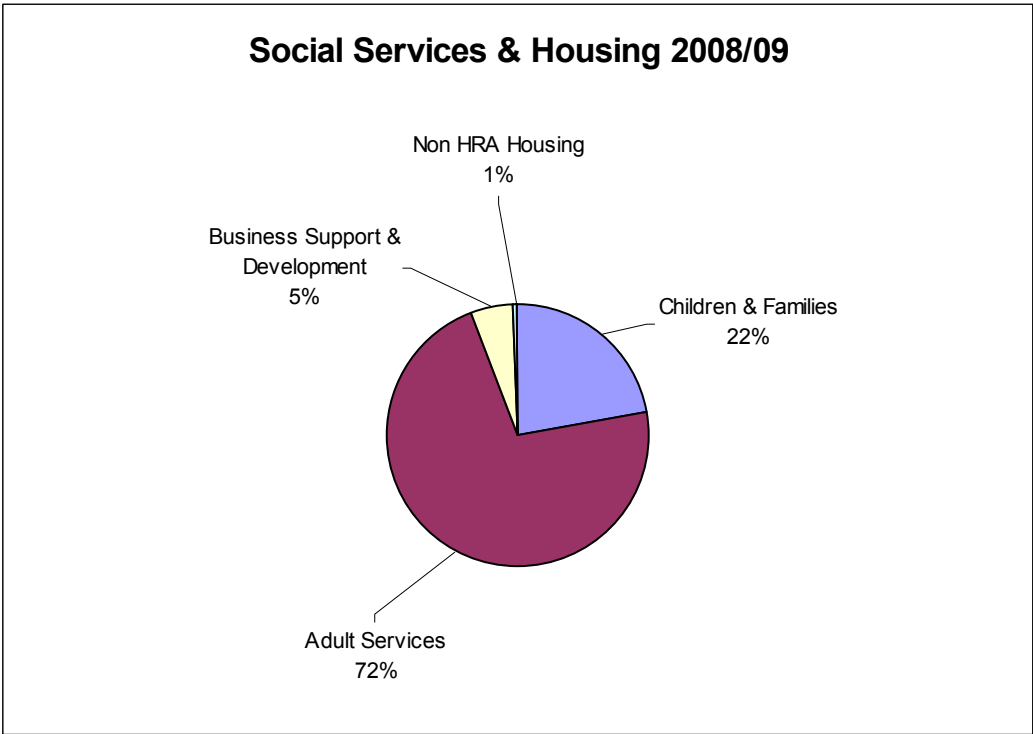
Housing Revenue Account

The council has a statutory obligation to account separately for local authority housing provision. Therefore, income of £10.4m (mostly rents) and expenditure of £12.9m (housing repairs, management and subsidy payments) associated with the provision of council housing is accounted for separately within the Housing Revenue Account (HRA).

More detailed information about the HRA and the housing capital plan is shown on page 39.

Social Services & Housing Budget Allocation 2008/09

The Directorate plans to use its funds as follows in 2008/09:



SOCIAL SERVICES AND HOUSING SUMMARY BUDGET

	Gross Expenditure £	Specific Grants £	Fees & Charges £	Other Income £	Total Income £	Net Budget £
ADULT SERVICES						
Learning Disabilities	7,531,029	(1,087,325)	(612,254)	(295,504)	(1,995,083)	5,535,946
Mental Illness	2,751,223	(170,511)	0	(128,323)	(298,834)	2,452,389
Other Adult Services	4,531,856	(1,045,694)	0	(2,595,592)	(3,641,286)	890,570
Older People	17,298,728	0	(1,541,527)	(1,236,954)	(2,778,481)	14,520,247
Physical Disability Sensory Impairment	2,429,747	0	0	(90,979)	(90,979)	2,338,768
Performance Management & Commissioning	2,308,198	(987)	(42,220)	(113,304)	(156,511)	2,151,687
Supporting People	4,435,745	(4,387,198)	0	0	(4,387,198)	48,547
Total Adult Services	41,286,526	(6,691,715)	(2,196,001)	(4,460,656)	(13,348,372)	27,938,154
BUSINESS SUPPORT & DEVELOPMENT						
Business Support & Development	2,322,949	(418,160)	0	(12,426)	(430,586)	1,892,363
Senior Management	475,939	0	(425,865)	0	(425,865)	50,074
Total Business Support & Development	2,798,888	(418,160)	(425,865)	(12,426)	(856,451)	1,942,437
CHILDREN'S SERVICES						
Children's Grants	1,787,853	(1,745,056)	0	0	(1,745,056)	42,797
Commissioning, Planning & Performance	927,713	0	0	0	0	927,713
Operational Services	2,224,536	(81,471)	0	0	(81,471)	2,143,065
Resources & Specialist Services	3,896,622	0	(14,834)	0	(14,834)	3,881,788
Specialist Department Resources	1,576,477	0	0	0	0	1,576,477
Total Children's Services	10,413,201	(1,826,527)	(14,834)	0	(1,841,361)	8,571,840
NON HRA HOUSING						
Non HRA Housing	1,590,295	(870,434)	(113,238)	(356,990)	(1,340,662)	249,633
Total Non HRA Housing	1,590,295	(870,434)	(113,238)	(356,990)	(1,340,662)	249,633
TOTAL SOCIAL SERVICES & HOUSING	56,088,910	(9,806,836)	(2,749,938)	(4,830,072)	(17,386,846)	38,702,064

2006/2007 Actuals £	2007/2008 Budget £	2008/2009 Budget £
------------------------------------	-----------------------------------	-----------------------------------

ADULT SERVICES

LEARNING DISABILITIES

Management Costs	152,461	127,816	131,656
Community Living Learning Disability	384,933	289,336	297,444
Protection of Vulnerable Adults/Strategic Planning Group	1,976	49,826	51,252
Work Opportunities	717,543	627,818	642,406
Social Work Care Management	307,203	299,892	308,993
Voluntary Organisations & Service Principles	53,380	153,864	157,522
Learning Disabilities – Work Opportunities	574,945	649,070	662,001
Learning Disabilities – Community Living	900,347	965,536	1,038,404
Family Support	335,409	336,322	342,112
Respite, Residential & Nursing Placements	990,248	1,850,149	1,903,443
Bryn y Neuadd Resettlement	0	0	713
TOTAL LEARNING DISABILITIES	4,418,445	5,349,629	5,535,946

MENTAL ILLNESS

Mental Illness Strategy	0	85,192	87,879
Community Mental Health Team	421,079	495,916	510,384
Mental Illness – Residential Care	192,606	198,225	202,644
Mental Illness – Day Services	147,903	157,416	153,451
Community Care – Mental Illness	1,148,279	1,453,891	1,498,031
TOTAL MENTAL ILLNESS	1,909,866	2,390,640	2,452,389

OTHER ADULT SERVICES

Community Development	197,347	186,636	194,694
Intake – North Direct Payments	82,621	61,700	63,551
Health & Social Care Well-being	29,183	27,280	3,359
Carer's Grant	212,359	0	0
Out of Hours – Adults	73,997	78,146	80,308
Flexible Community Care Schemes	(3,897)	171,460	395,661
Care Capacity Grant	(7,031)	0	0
Cefndy Enterprises	129,114	172,955	152,997
TOTAL OTHER ADULT SERVICES	713,693	698,177	890,570

2006/2007	2007/2008	2008/2009
Actuals	Budget	Budget
£	£	£

OLDER PEOPLE

Elderly - Residential Services	2,009,864	1,984,234	2,033,699
Day Centres for the Elderly	488,505	501,652	517,586
Home Care	817,167	880,904	905,876
Meals Service	(2,268)	17,821	17,568
Luncheon Clubs	404	797	803
Cornerstone Project	1,644	1,856	2,109
North Denbighshire Rehabilitation Project	631	0	0
Intake, Assessment & Care Management	1,350,522	1,694,714	1,743,834
Community Care Older People - North	6,780,223	6,021,576	6,205,809
Community Care Older People - South	2,195,848	2,259,898	2,329,959
Delayed Transfer Of Grant	30,200	258,064	264,813
Voluntary Organisations – South	179,037	182,617	186,270
Reablement	258,063	341,756	311,921
TOTAL OLDER PEOPLE	14,109,840	14,145,889	14,520,247

PHYSICAL DISABILITY SENSORY IMPAIRMENT

Physical Disability	3,271	7,017	7,232
Disability Equipment Stores	81,629	104,415	107,415
Community Care PDSI (North)	544,052	464,138	477,918
Social Work (Care Management) (South)	487,411	656,181	674,812
Community Care PDSI (South)	186,986	140,979	145,208
Visual Impairment (County)	7,526	16,836	16,836
Hearing Impairment (County)	9,454	7,823	7,823
Drugs & Alcohol	82,647	87,141	89,668
Occupational Therapy	693,526	663,858	680,258
Voluntary Organisations PDSI	81,233	83,514	85,183
Direct Payments - South	37,472	45,063	46,415
TOTAL PHYSICAL DISABILITY SENSORY IMPAIRM'T	2,215,207	2,276,965	2,338,768

PERFORMANCE MANAGEMENT & COMMISSIONING

Adult Services – Community & Inter Care	2,034,940	1,894,139	1,951,159
Welfare Rights	191,681	223,572	200,528
TOTAL PERFORMANCE MGT & COMMISSIONING	2,226,621	2,117,711	2,151,687

SUPPORTING PEOPLE

Supporting People	(1,180,068)	34,458	48,547
TOTAL SUPPORTING PEOPLE	(1,180,068)	34,458	48,547

TOTAL ADULT SERVICES

24,413,604	27,013,469	27,938,154
-------------------	-------------------	-------------------

2006/2007 Actuals £	2007/2008 Budget £	2008/2009 Budget £
------------------------------------	-----------------------------------	-----------------------------------

BUSINESS SUPPORT & DEVELOPMENT

Business Support & Development	661,942	528,655	549,956
External Funding	361,806	367,769	375,124
Training	0	495,451	491,970
Directorate Costs	592,376	486,963	475,313
TOTAL BUSINESS SUPPORT & DEVELOPMENT	1,616,124	1,878,838	1,892,363

SENIOR MANAGEMENT

Older People Direct Payments	46,678	16,830	17,335
Professional Support	(131,934)	98,952	32,739
TOTAL SENIOR MANAGEMENT	(85,256)	115,782	50,074

TOTAL BUSINESS SUPPORT & DEVELOPMENT

1,530,868	1,994,620	1,942,437
------------------	------------------	------------------

CHILDREN & FAMILIES

CHILDREN'S GRANTS

Cymorth / Genesis Grant	2,817	0	42,797
TOTAL CHILDREN'S GRANTS	2,817	0	42,797

COMMISSIONING, PLANNING & PERFORMANCE

Voluntary Organisations	170,873	94,259	66,143
Performance & Management Support	919,872	839,305	861,570
TOTAL COMMISS. PLANNING & PERFORMANCE	1,090,745	933,564	927,713

OPERATIONAL SERVICES

Child Care Social Work	1,580,458	1,637,062	1,624,830
Children First Programme	322,482	371,982	380,909
Prevention / Support (Sec.17) Day Care	42,124	54,399	55,498
Out of Hours	74,786	79,644	81,828
TOTAL OPERATIONAL SERVICES	2,019,850	2,143,087	2,143,065

RESOURCES & SPECIALIST SERVICES

Prevention / Support (Sec.17) Day Care	20,030	9,880	10,078
Child Care Staffing	1,112,391	1,193,559	1,219,648
Fostering	733,261	1,264,385	1,223,289
Adoption	102,581	132,860	136,410
Family Centres / NCH Projects	745,692	808,269	734,435
Project Support (16 – 18 Yr Old)	8,760	0	0
Family Support – CWD	224,282	304,907	311,180
Care Leavers	62,244	239,734	246,748
TOTAL RESOURCES & SPECIALIST SERVICES	3,009,241	3,953,594	3,881,788

2006/2007 Actuals £	2007/2008 Budget £	2008/2009 Budget £
------------------------------------	-----------------------------------	-----------------------------------

SPECIALIST DEPARTMENT RESOURCES

Residential - Out of County	2,005,591	1,546,585	1,576,477
TOTAL SPECIALIST DEPARTMENT RESOURCES	2,005,591	1,546,585	1,576,477

TOTAL CHILDREN'S SERVICES	8,128,244	8,576,830	8,571,840
----------------------------------	------------------	------------------	------------------

HOUSING SERVICES

P.S.H. Homelessness / Non HRA	234,592	173,101	176,991
P.S.H. Welfare Housing / Non HRA	(90,218)	(4,390)	959
Piper Lifeline Telephones	(73,015)	(67,266)	(69,072)
Housing Strategy	136,491	136,987	140,755
TOTAL HOUSING SERVICES	207,850	238,432	249,633

TOTAL HOUSING SERVICE	207,850	238,432	249,633
------------------------------	----------------	----------------	----------------

TOTAL SOCIAL SERVICES & HOUSING	34,280,566	37,823,351	38,702,064
--	-------------------	-------------------	-------------------

RESOURCES, COUNTY CLERK'S & CORPORATE DIRECTORATE

SUMMARY FINANCIAL BUDGET

Introduction

The Resources directorate comprises five services; Finance, Internal Audit, Human Resources (HR), Information Communication & Technology (ICT) and the Strategic Policy Unit.

County Clerk's includes Committee Administration, Legal & Registrars.

Corporate comprises Members, Elections, Chief Executive, Coroners and Corporate items, plus Housing & Council Tax Benefits.

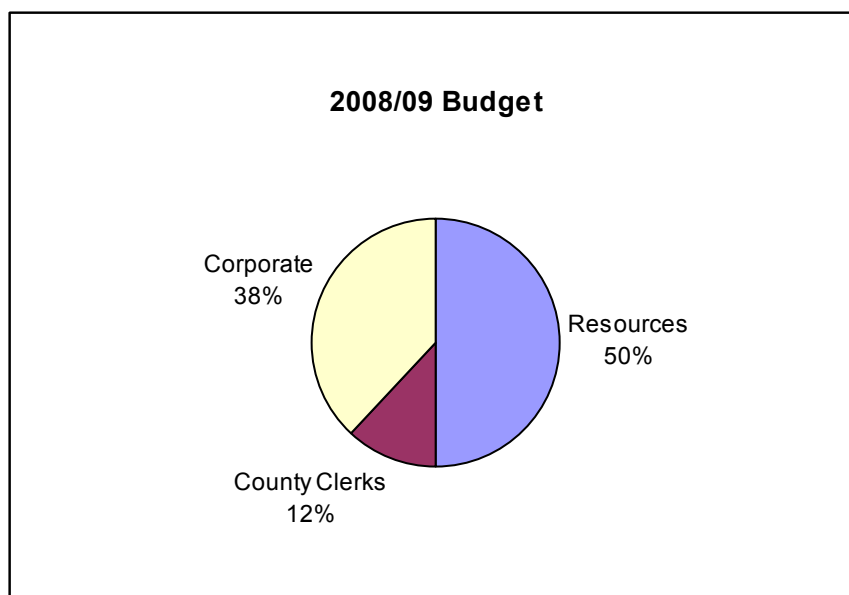
Key Priorities

Resources Directorate have the following priorities for the years 2008 – 2010:

- Continue to build on the success of the Corporate Customer Service Centre.
- Rollout of the new e:procurement system, which will advocate greater use of corporate contracts resulting in lower processing and transaction costs.
- Development of an Electronic Document Management system. This system will make it easier for staff to work from home and will provide efficiencies both in improving processing times and reducing photocopying costs.
- Managing the impact of the national Single Status agreement.
- The potential impact of the review of support services.

Directorate Budget 2008/09

The budget for these services for the year is £14,763,231 broken down into the following areas:



The 2008/09 budget represents a reduction of 0.45% from last year. The main changes from the 2007/08 budget to this year are indicated in the following table:

	£000
2007/08 Budget	14,830
Inflation & other committed increases	647
Further service pressures	(524)
Targeted efficiency savings	(683)
Other Transfers	493
2008/09 Budget	14,763

Efficiencies

The target for efficiency savings for the year is £683,000. This will be achieved primarily in the following areas:

- Vacancy control and travel savings through smarter working practices.
- Reduced audit fees and bank charges

Planned Projects

Over the coming twelve months the Directorate will be involved in several projects which will further develop its financial strategy, namely:

- An increase in staff productivity through improved absence and performance management
- A reduction in office building occupancy through mobile and flexible working arrangements
- Streamlining of support services
- Continue to build on the success of the Corporate Customer Service Centre (CCSC)
- Development of an Electronic Document Management System in Benefits department.

Capital Financing

The County Council funds a significant proportion of its capital expenditure through borrowing. Capital financing includes the cost of annual interest and principal debt repayments and interest earned from investments, along with the costs of managing the Council's debt portfolio.

Prudential borrowing was introduced as part of the Local Government Act 2003 and came into effect on the 1st of April 2004. This system provides a new integrated approach to Capital Investment decision making with the Council having to ensure that it sets and monitors a number of prudential indicators that control the amount and type of borrowing it can undertake.

Precepts and Levies

Apart from collecting its own Council Tax, the County Council also collects monies on behalf of Community Councils. This is known as a precept. The Council also has a statutory duty to pay levies to North Wales Fire and Rescue Authorities and the North Western and North Wales Sea Fisheries Committee.

RESOURCES BUDGET SUMMARY

	GROSS EXPENDITURE £	INCOME £	NET BUDGET £
COUNTY CLERKS	2,348,441	(772,429)	1,576,012
CORPORATE / MISCELLANEOUS RESOURCES	24,733,543	(18,994,327)	5,739,216
	14,663,139	(7,215,136)	7,448,003
POLICY, FINANCE & RESOURCES	41,745,123	(26,981,892)	14,763,231

CAPITAL FINANCING

10,736

LEVIES

4,347

2006/2007	2007/2008	2008/2009
Actuals	Budget	Budget
£	£	£

COUNTY CLERKS

Management & Support	9,703	9,789	9,774
Committee Administration	521,587	503,916	492,523
County Solicitors	612,808	653,077	739,229
Administration	17,007	22,066	22,664
Translation	0	110,130	110,113
Registrar - Births/Deaths/Marriages	58,459	64,008	65,607
Registration of Electors	67,615	134,623	136,102
COUNTY CLERKS	1,287,179	1,497,609	1,576,012

CORPORATE

Members	939,792	940,470	1,013,493
Corporate Items	599,875	1,254,020	981,140
Elections	30,066	27,374	27,755
Corporate Development Costs	0	0	27,189
Miscellaneous	2,356,882	3,615,816	3,363,809
Council Tax Benefits	(58,485)	0	0
P.S.H. – Housing Benefits	16,950	(36,682)	(37,416)
Chief Executive - Secretariat	150,720	158,793	160,859
Coroners	203,275	196,273	202,387
CORPORATE	4,239,075	6,156,064	5,739,216

2006/2007	2007/2008	2008/2009
Actuals	Budget	Budget
£	£	£

RESOURCES

Customer Care	0	513,578	517,418
Treasurer & Support	238,133	233,900	287,814
Accounts	741,224	1,520,946	1,589,043
Audit	335,199	352,568	357,243
Exchequer	721,068	594,110	596,636
Revenues	168,432	330,134	435,192
Cost Of Collection	549,334	581,309	536,621
Customer Service Centre	219,772	0	0
ICT Management	185,802	135,878	137,972
Systems	408,530	537,236	546,322
Networks & Operations	1,191,380	1,119,769	1,162,704
Customer Services	151,059	190,179	193,521
D.Q.S. (Delivering Quality Services)	87,634	82,732	84,036
Voice	867	1,415	937
SLA & Recharges	(279,268)	(263,805)	(270,400)
ICT Infrastructure	17,514	99,162	99,162
Networks	20	0	0
Management & Support	115,669	122,650	122,041
Training	258,511	226,480	202,783
Occupational Health	113,323	84,328	73,349
Employee Resources & Relations	432,712	460,239	312,198
Unison	23,133	21,267	21,674
Health & Safety	134,935	120,106	121,322
Trainees	47,651	85,727	88,296
LL Personnel	0	0	205,819
County Landlord	1,328	0	0
Project Management Team	1,788	26,229	26,300
TOTAL RESOURCES	5,865,750	7,176,137	7,448,003
TOTAL POLICY, FINANCE & RESOURCES	11,392,004	14,829,810	14,763,231

Denbighshire County Council
Capital Plan 2008/09 - 2010/11

		2008/9	2009/10	2010/11
		£000s	£000s	£000s
Capital Funding:				
1	General Funding:			
	Unhypothcated Supported Borrowing	5,896	5,896	5,896
	General Capital Grant	4,757	1,962	2,018
	General Capital Receipts	12	0	0
	Earmarked Capital Receipts	539	0	0
		11,204	7,858	7,914
2	Prudential Borrowing	6,321	0	0
3	Reserves and Contributions	1,565	110	91
4	Specific Grants	11,464	836	397
	Total Finance	30,554	8,804	8,402
	Total Estimated Payments	(29,554)	(1,841)	(971)
	Contingency	(1,000)	(1,000)	(1,000)
	Unallocated Reserve	0	(110)	0
	Surplus/ (Insufficient) Resources	0	5,853	6,431

Denbighshire County Council Capital Plan 2008/09 - 2010/11

Capital Expenditure By Directorate	2008/09	2009/10	2010/11
	Estimated programme	Estimated programme	Estimated programme
	£000	£000	£000
Environment	15,537	60	0
Lifelong Learning	12,600	1,545	724
Resources	759	0	0
Social Services and Housing	658	236	250
Total	29,554	1,841	974

Capital Expenditure by Council Priority	2008/09	2009/10	2010/11
	Estimated programme	Estimated programme	Estimated programme
	£000	£000	£000
School Buildings	7,472	672	0
Highways	4,552	0	0
Public Realm	1,962	60	0
Total	13,986	732	0

As part of the 08/09 revenue budget, the Council agreed to fund the borrowing costs of additional Prudential Borrowing; £2m was allocated to Highways schemes.

HOUSING REVENUE ACCOUNT (HRA) & HOUSING CAPITAL PLAN

SUMMARY BUDGET 2008/09

Introduction

At its meeting on 19th February 2008, Cabinet adopted the revenue budget and capital plan for the Housing Revenue Account. By adopting the budget, rent increases for dwellings and garages were agreed in accordance with rent setting policy with effect from 7th April 2008.

Housing Revenue Budget

The 2008/09 HRA budget adopted by Cabinet is shown as Appendix 1 and has been calculated on the following bases:

- General inflation assumed to be 2.7%;
- Known pay award and salary increments (where due) have been included;
- Estimated 15 Right to Buy (RTB) council house sales;
- HRA Subsidy Determinations have been applied and it is estimated that the HRA Subsidy payment to the Welsh Assembly Government will total £2.4m;
- Average rent increases of 6% have been applied to council dwellings, 4.9% for leased property and 3% for garages.

Housing Capital Plan

The Council has opted to retain its housing stock and must ensure that the housing stock is in good enough condition to achieve the Welsh Housing Quality Standards by 2012. To do this, a major improvement programme has begun in accordance with the Housing Stock Business Plan. The total planned capital expenditure for 2008/09 is £7.890m and the detailed capital plan is shown as Appendix 2.

The Business Plan requires that additional borrowing (not supported by the Housing Revenue Subsidy) of £1.711m is undertaken in 2008/09 under the Prudential Code of Borrowing to part finance the capital works. It has been agreed that HRA balances of £3.5m will be used to finance capital works thus reducing the financing charges and the overall borrowing requirement. The remainder will be financed by a government grant (the Major Repairs Allowance) of £2.4m plus part of the proceeds of council house sales totalling £0.279m.

The programme is based on priorities agreed with tenants following extensive consultation. During 2008/09, over 600 properties will be included in the major improvement contract.

Housing Revenue Account Revenue Budget 2008/09

2006/07 Actual Outturn £		2007/08 Forecast Out-turn £	2008/09 Proposed Budget £
	EXPENDITURE		
1,098,305	Supervision & Management - General	1,537,432	1,563,283
251,946	Supervision & Management - Special	258,652	268,573
134,887	Welfare Services	138,703	142,552
229,387	Homelessness - Leased Properties	333,113	402,000
367,845	Rents	0	0
2,500,157	Repairs and Maintenance	2,611,618	2,640,199
4,582,526	Total Housing Management	4,879,518	5,016,607
1,048,660	Item 8 Capital Charges	1,426,743	1,881,000
0	C.E.R.A.	0	3,500,000
0	Rent Rebate Subsidy Limitation	125,000	140,000
2,761,385	Subsidy	2,842,402	2,413,000
6,690	Provision for Bad Debts	35,000	25,000
8,399,261	Total Expenditure	9,308,663	12,975,607
	INCOME		
8,938,397	Rents (net of voids)	9,583,731	9,924,222
145,583	Leased Rents	204,909	236,808
103,685	Garages	149,374	150,952
152,503	Interest on Balances & RTB Mortgages	175,000	95,000
9,340,168	Total Income	10,113,015	10,406,982
	Surplus / (Deficit) for the Year		
940,907	General Balances	804,352	931,375
0	C.E.R.A.	0	(3,500,000)
1,838,624	Balance as at start of year ~ General	2,779,531	3,583,883
2,779,531	Balance as at end of year ~ General	3,583,883	1,015,258

Housing Capital Plan 2008/09

Estate	No.	Cost per Dwelling	Total
<i>Group A</i> Clos y Berllan, Rhuddlan Isfryn Road, Meliden Llwyn Elwy, St Asaph Grenville Row, Bod'w'n Park Avenue, Bod'w'n	33	£18,000	£594,000
<i>Group C</i> Various Estates	330	£14,000	£4,620,000
<i>Group E</i> Various Estates	16	£44,000	£704,000
<i>Group H</i> Various Estates	144	£8,000	£1,152,000
Disability Facility Grants	80	£5,000	£400,000
Environment. Improvements	10	£22,000	£220,000
Windows Contract Retention			£100,000
Heating Contract Retention			£100,000
			£7,890,000
Financed By: Major Repairs Allowance			£2,400,000
Useable Capital Receipts			£279,000
C.E.R.A.			£3,500,000
Prudential Borrowing			£1,711,000
			£7,890,000